

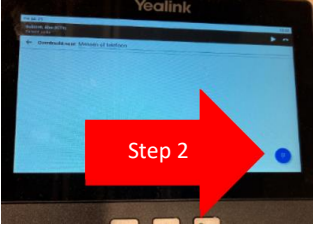


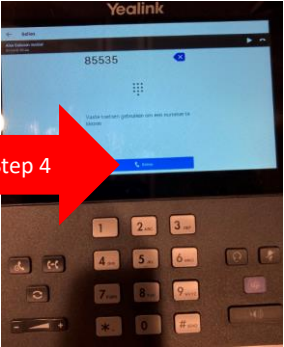


Direct transferring a call (performing a blind transfer), using a 5-digit internal number in 4 steps.

These steps can be used on a Yealink MP56 device.

 <p>Step 1</p>	<p>Blind transfer an accepted call</p> <p>Step 1: Press the physical button </p> <p>The caller is put on hold.</p>
 <p>Step 2</p>  <p>Step 3</p>	<p>Step 2: Tap the display on the icon </p> <p>Using hard keys to dial a number</p> <p>Step 3: Press the 5-digit internal number on the dialpad.</p>
 <p>Step 4</p>	<p>Step 4: Tap the <Call> bar</p> <p>The device will now call this number and the receiver can be put down.</p> <p>The "blind" connection is made.</p>