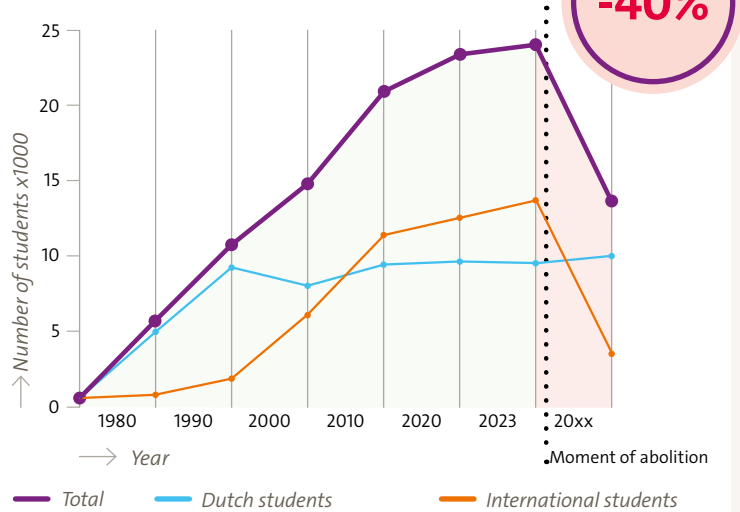


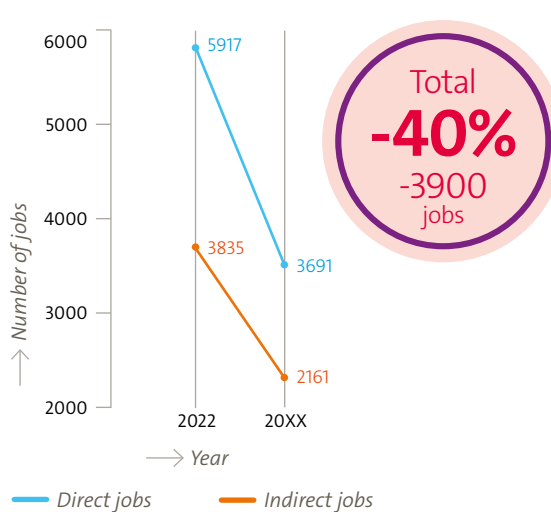
# Impact figures

Impact of Maastricht University if all bachelor programs become Dutch-language.

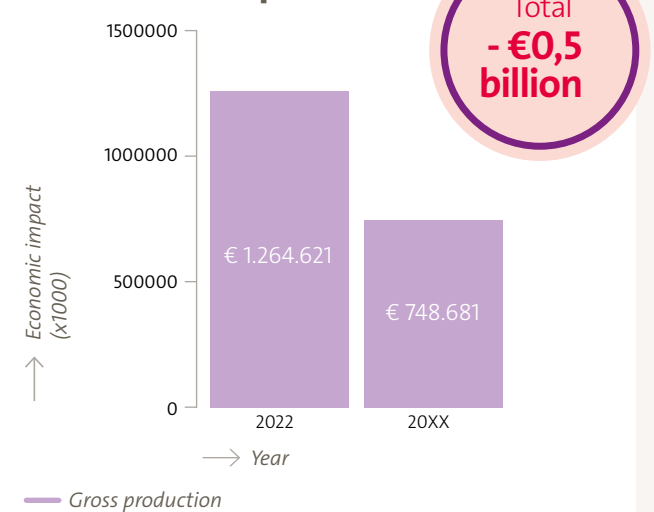
## Number of students



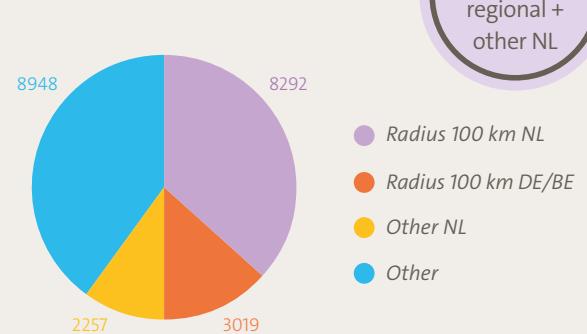
## Jobs



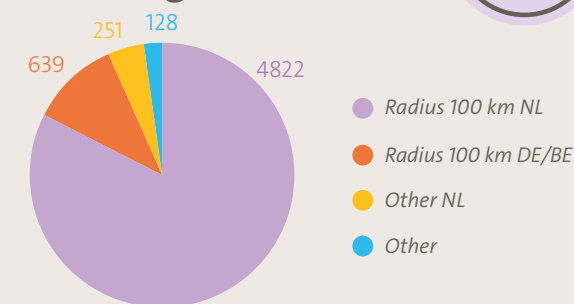
## Economic impact



## Studenten herkomst



## Employees residing in the region



## Stayrate Alumni

Type	Description	Total	NL alumni	Int. alumni
A	Radius 100 km NL	30%	61%	11%
B	Radius 100 km BE/DE	14%	2%	21%
C	Other NL	21%	33%	11%
D	Other	34%	6%	57%
<b>A+C</b>	<b>Total NL</b>	<b>51%</b>	<b>94%</b>	<b>22%</b>
<b>A+B+C</b>	<b>Total radius 100 km + other NL</b>	<b>65%</b>	<b>96%</b>	<b>43%</b>