

# SBE Alumni

# Labour Market Perspectives

Dr. Jim Allen (ROA, Maastricht University)  
November 17, 2018



# Introduction

- Who am I ?
- Who are you ? (name, nationality, study background)
- On the agenda today
  - What do employers want and how does this match with what you will learn?
  - How employable are SBE graduates?
  - How could your future job look like?

**What do employers  
want and how does  
SBE add to this?**



# What do employers require?

	% high level required in job
<b>Developing and implementing new ideas</b>	<b>85%</b>
<b>Solving problems in new or unknown situations</b>	<b>93%</b>
<b>Dealing with complex questions/problems</b>	<b>83%</b>
Making informed judgements based on limited information	75%
Taking account of social or ethical considerations	38%
<b>Explaining conclusions or arguments to peers/colleagues</b>	<b>88%</b>
Explaining conclusions or arguments to non-experts	72%
<b>Independently gaining new knowledge</b>	<b>81%</b>
Functioning well in an international context	75%

# What do UM alumni offer?

	% high level required in job	% high level of competencies
<b>Developing and implementing new ideas</b>	<b>85%</b>	<b>56%</b>
<b>Solving problems in new or unknown situations</b>	<b>93%</b>	<b>70%</b>
<b>Dealing with complex questions/problems</b>	<b>83%</b>	<b>85%</b>
Making informed judgements based on limited information	75%	71%
Taking account of social or ethical considerations	38%	64%
<b>Explaining conclusions or arguments to peers/colleagues</b>	<b>88%</b>	<b>73%</b>
Explaining conclusions or arguments to non-experts	72%	61%
<b>Independently gaining new knowledge</b>	<b>81%</b>	<b>83%</b>
Functioning well in an international context	75%	86%

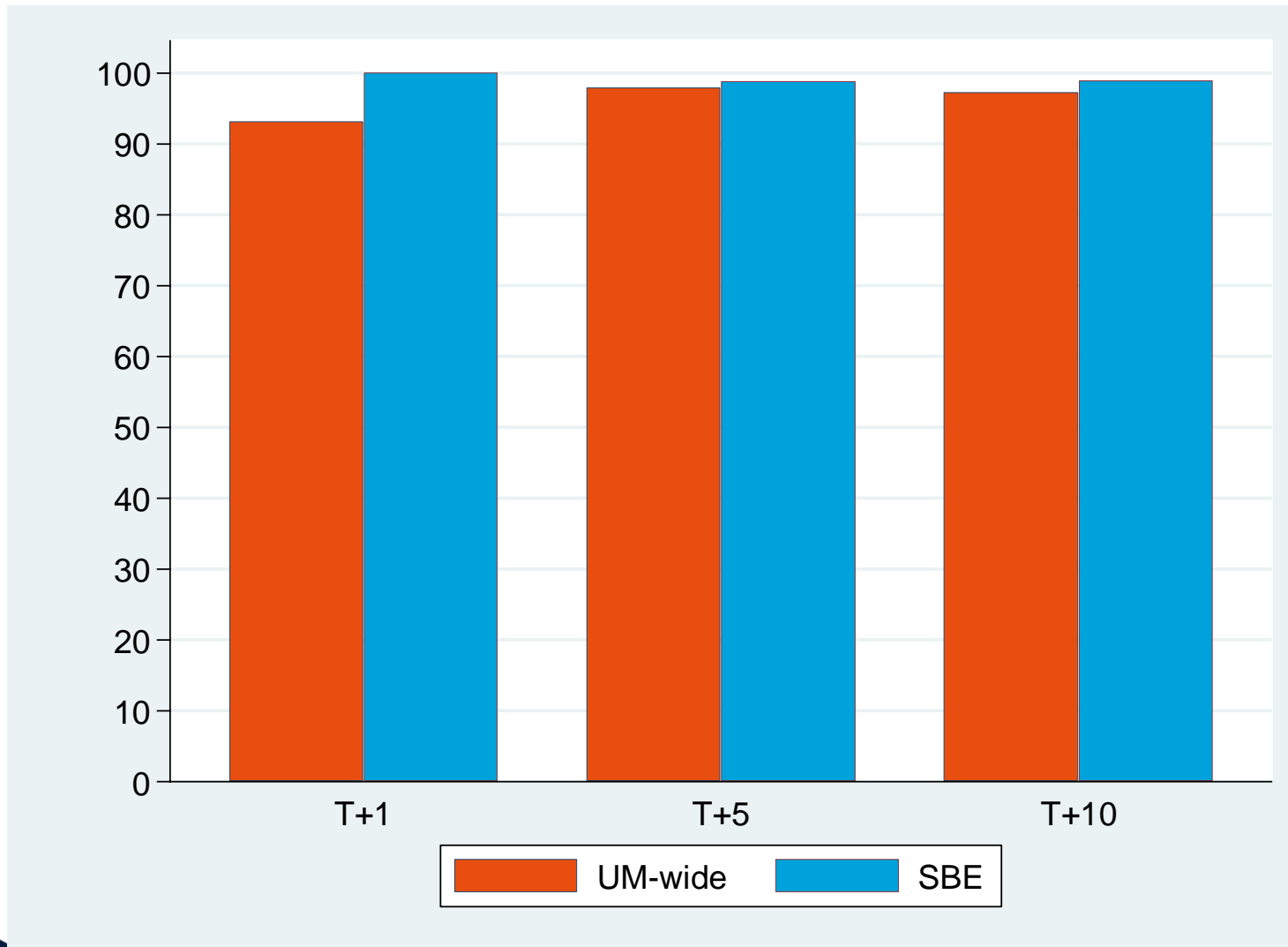
# Employability of SBE & UM graduates



# Employability

- Employability is all about being able to find and keep work
- We capture this via our alumni surveys in several indicators.
  - 1.5
  - 5
  - 10 years after graduation

# Being able to find work



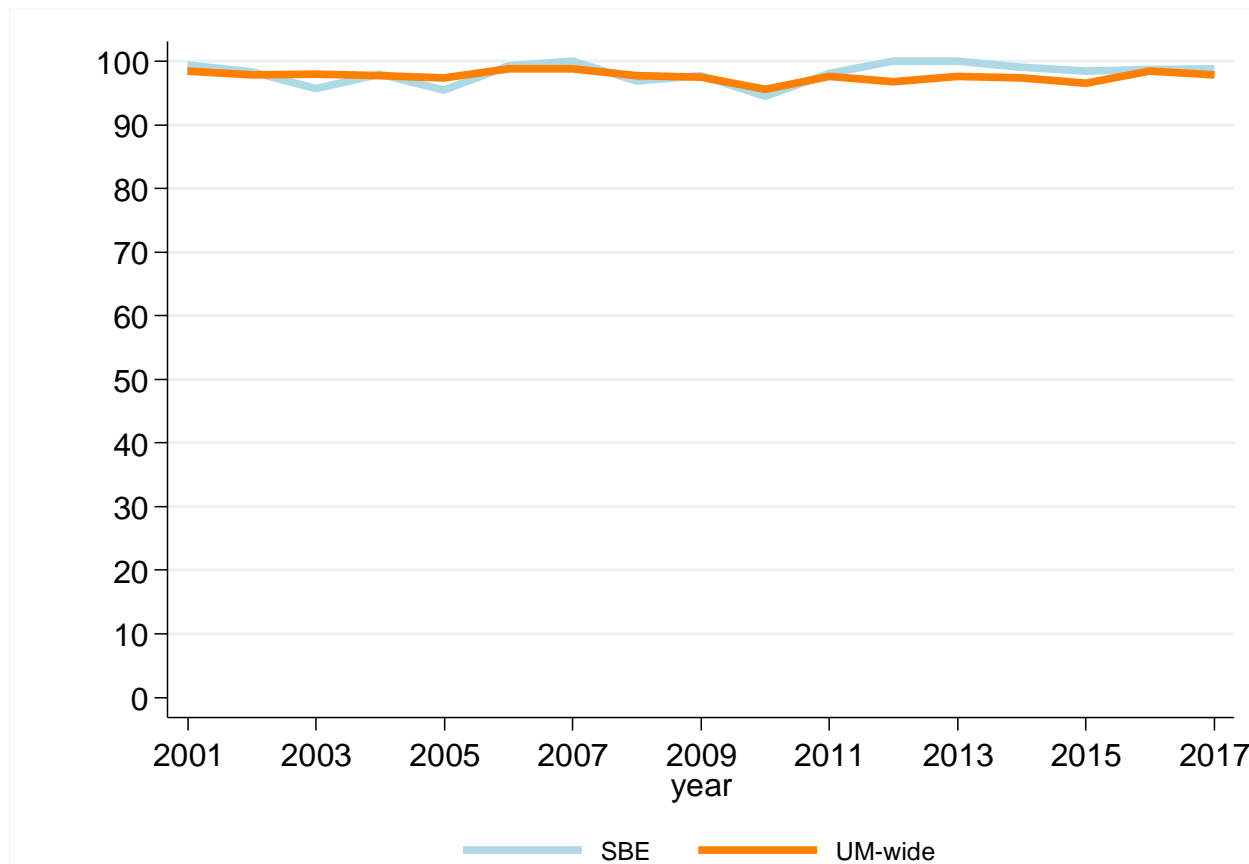


# Employment per master

Master	1.5 years after graduation*	5 years after graduation**
Economics	n.a.	96%
International Economic Studies	n.a.	100%
Management of Learning	100%	n.a.
Econometrics and operations research	n.a.	100%
IB	98%	99%
Finance	n.a.	100%
Financial economics	n.a.	96%

\* Based on graduation cohorts 2014-2015-2016, \*\* Based on graduation cohorts 2008-2012

# Trend in employment 5 years after graduation



→ Unemployment of SBE graduates fluctuates strongly with business cycle

# What about the type of job and ability to keep work?

- Employability is a strategic focus point for UM!

<https://www.maastrichtuniversity.nl/support/during-your-studies/future-yours>

- What do SBE graduates themselves value most?

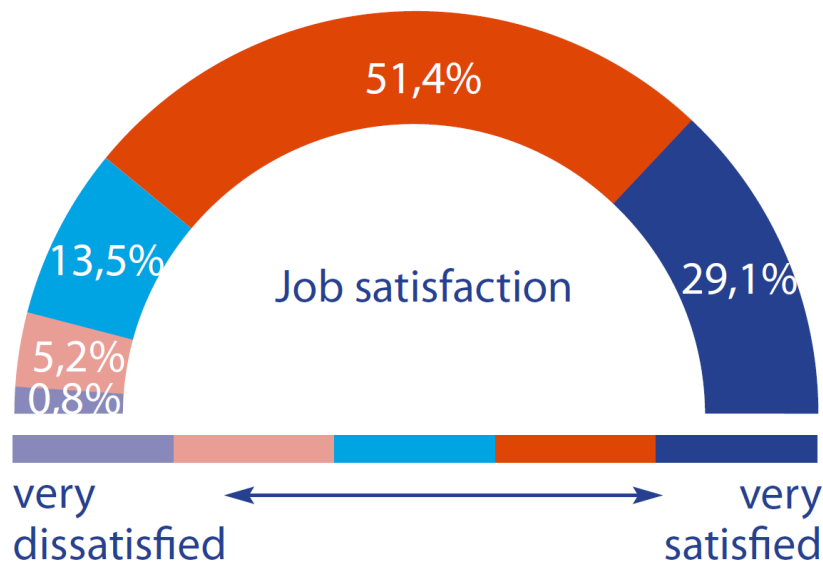
# How do SBE graduates rank career aspects?



# Rank 1. Job content

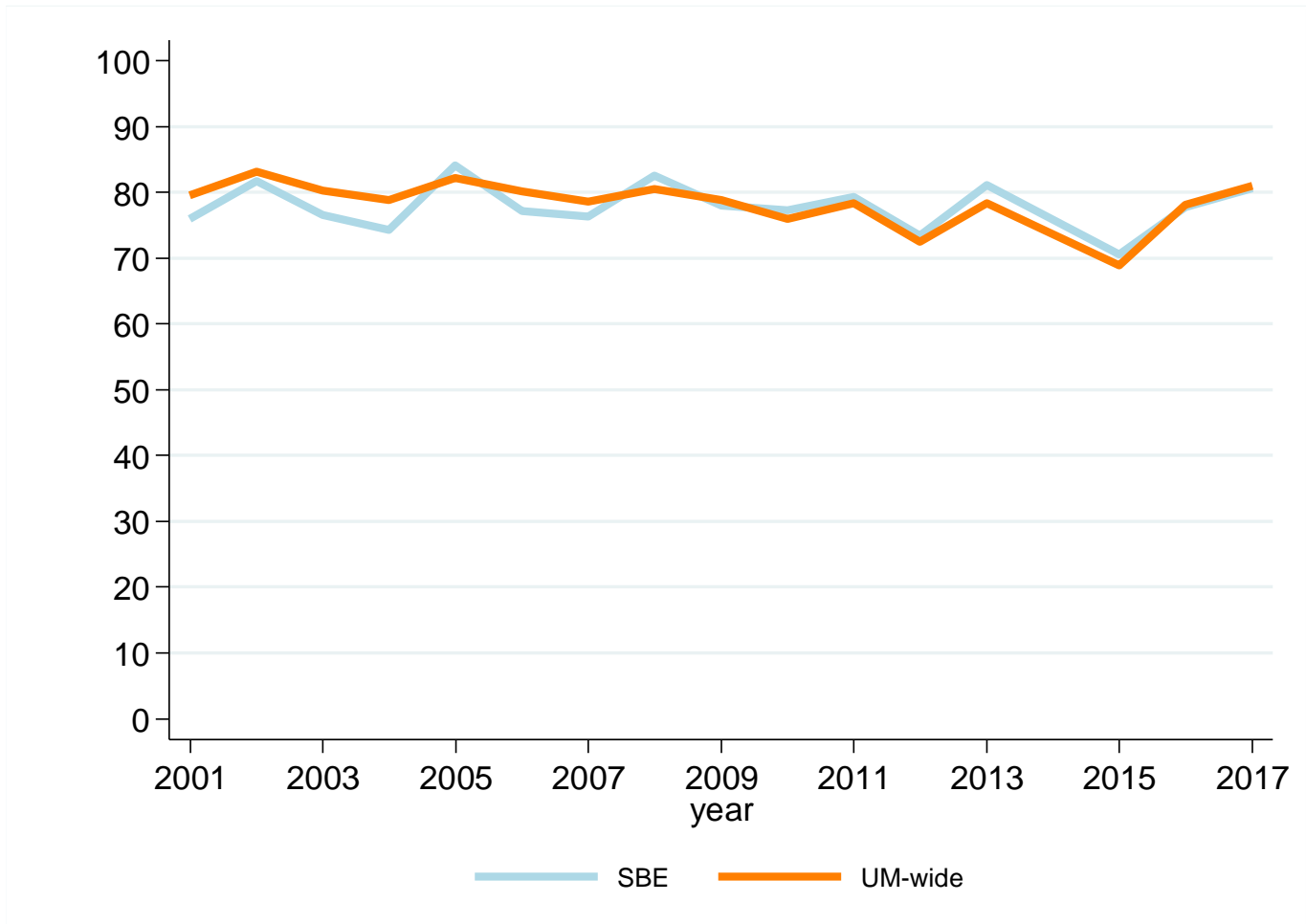


81% is (very) satisfied with their current job



- 75% functions in an international context
- 83% deals with complex situations
- 81% independently gains new knowledge

# Trend in job satisfaction (5 years after graduation)



# Job satisfaction per master



Master	5 years after graduation**
Economics	67%
International Economic Studies	71%
Econometrics and operations research	75%
IB	77%
Finance	83%
Financial economics	95%

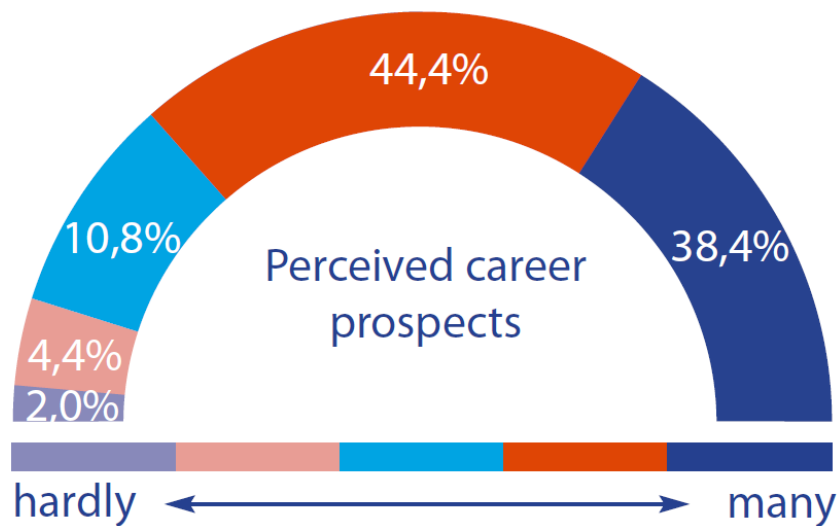
\*\* Based on graduation cohorts 2008-2012

## Rank 2. Good career prospects



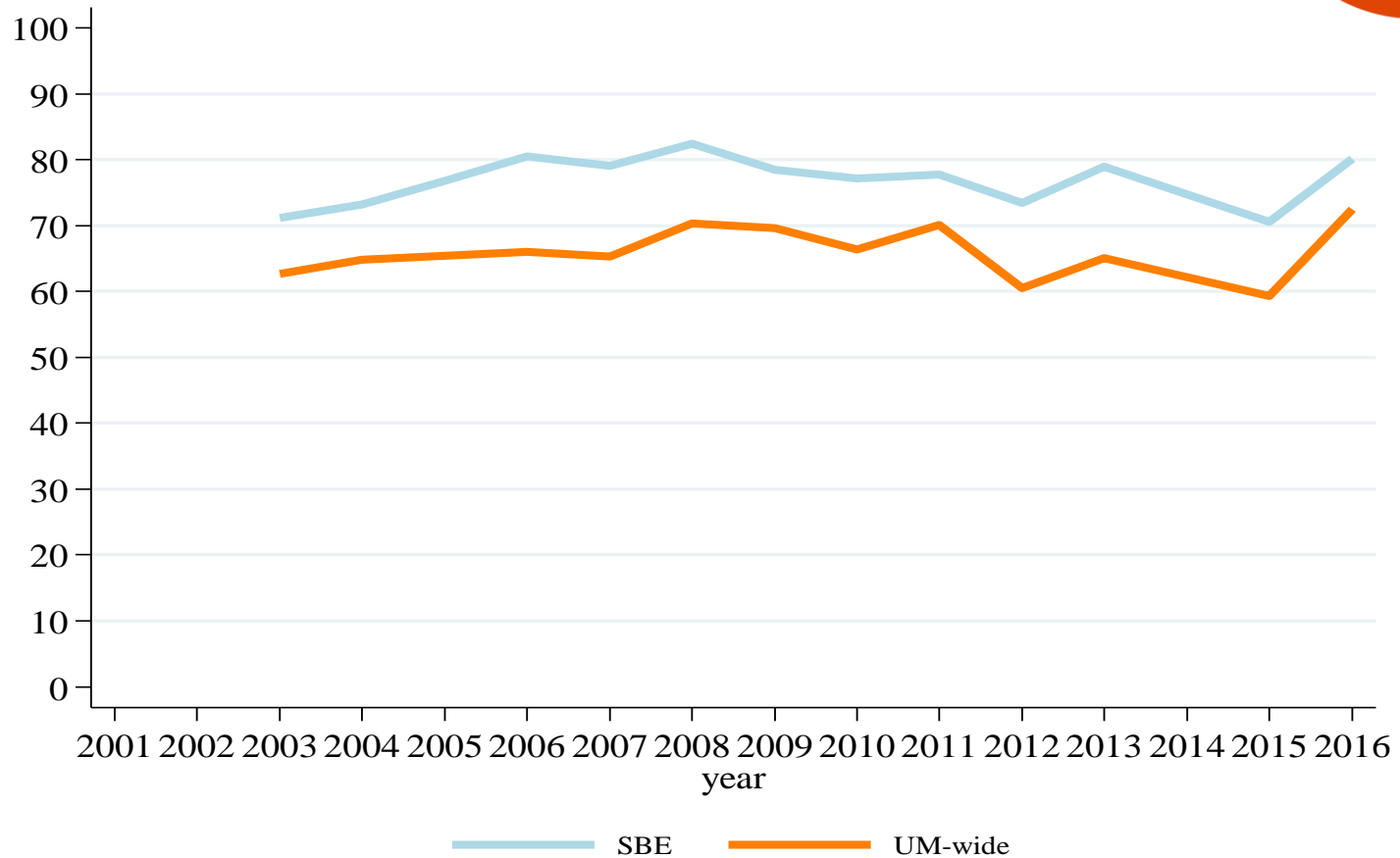
83% perceives quite a lot/ many career prospects

- 86% does not expect to lose their job in the following five years





# Trend in good career opportunities 5 years after graduation



# Good career opportunities per master



Master	5 years after graduation**
Economics	53%
International Economic Studies	67%
Econometrics and operations research	87%
IB	79%
Finance	83%
Financial economics	81%

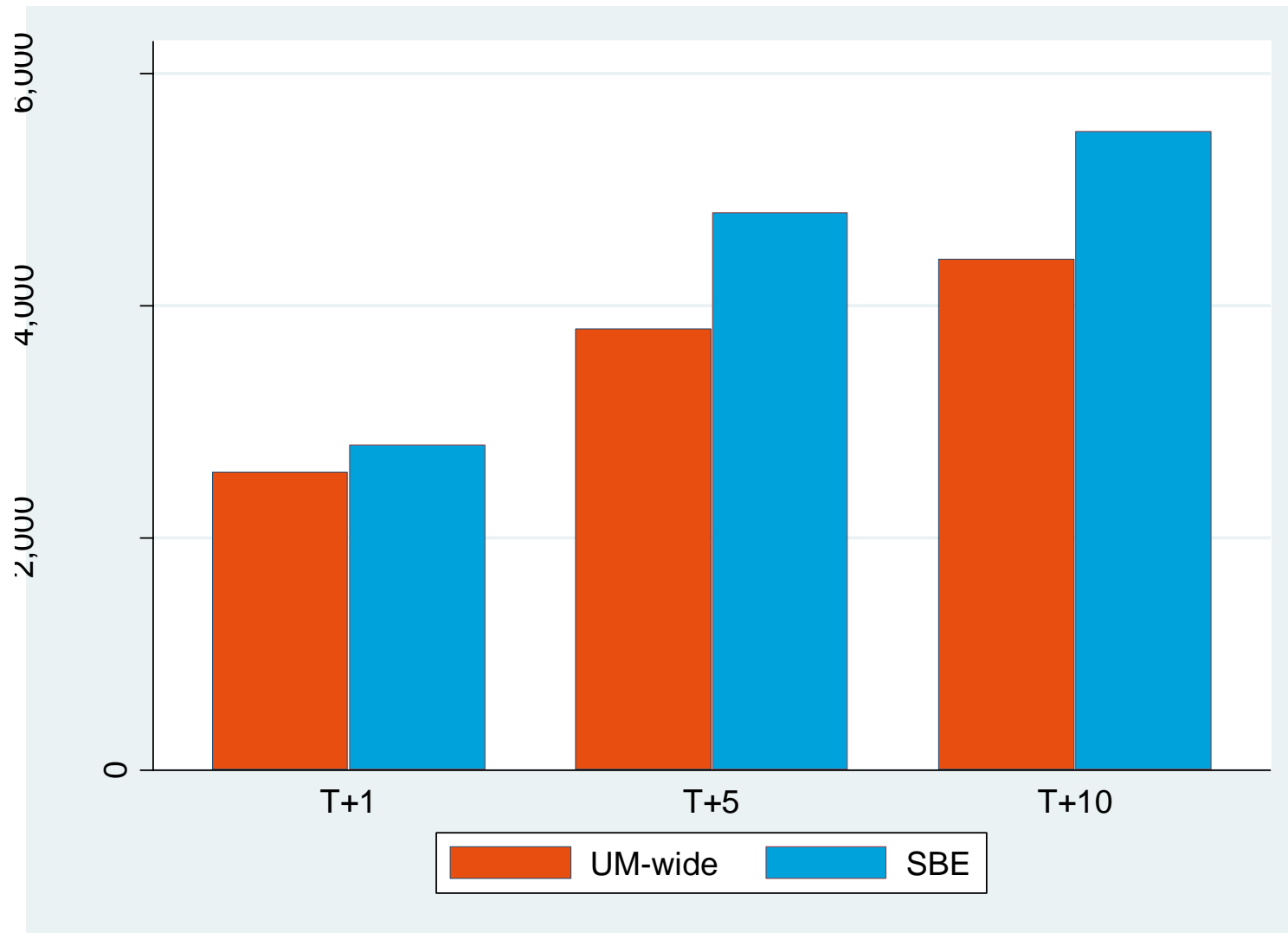
\*\* Based on graduation cohorts 2007-2011

## Rank 3. High salary

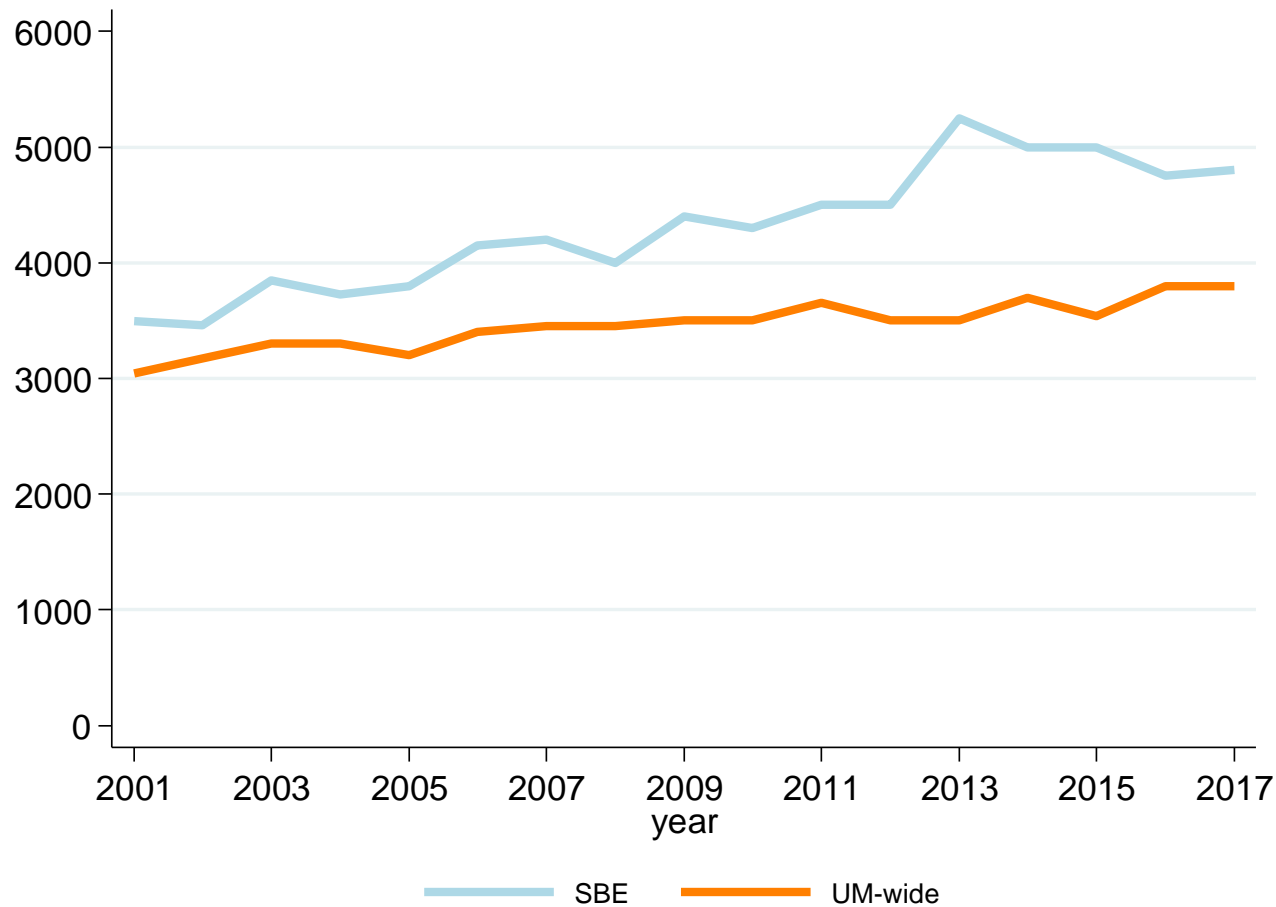


- Financial Times global masters in management
  - IB
    - 2014 #37
    - 2015 #28
    - 2016 #25
    - 2017 #33

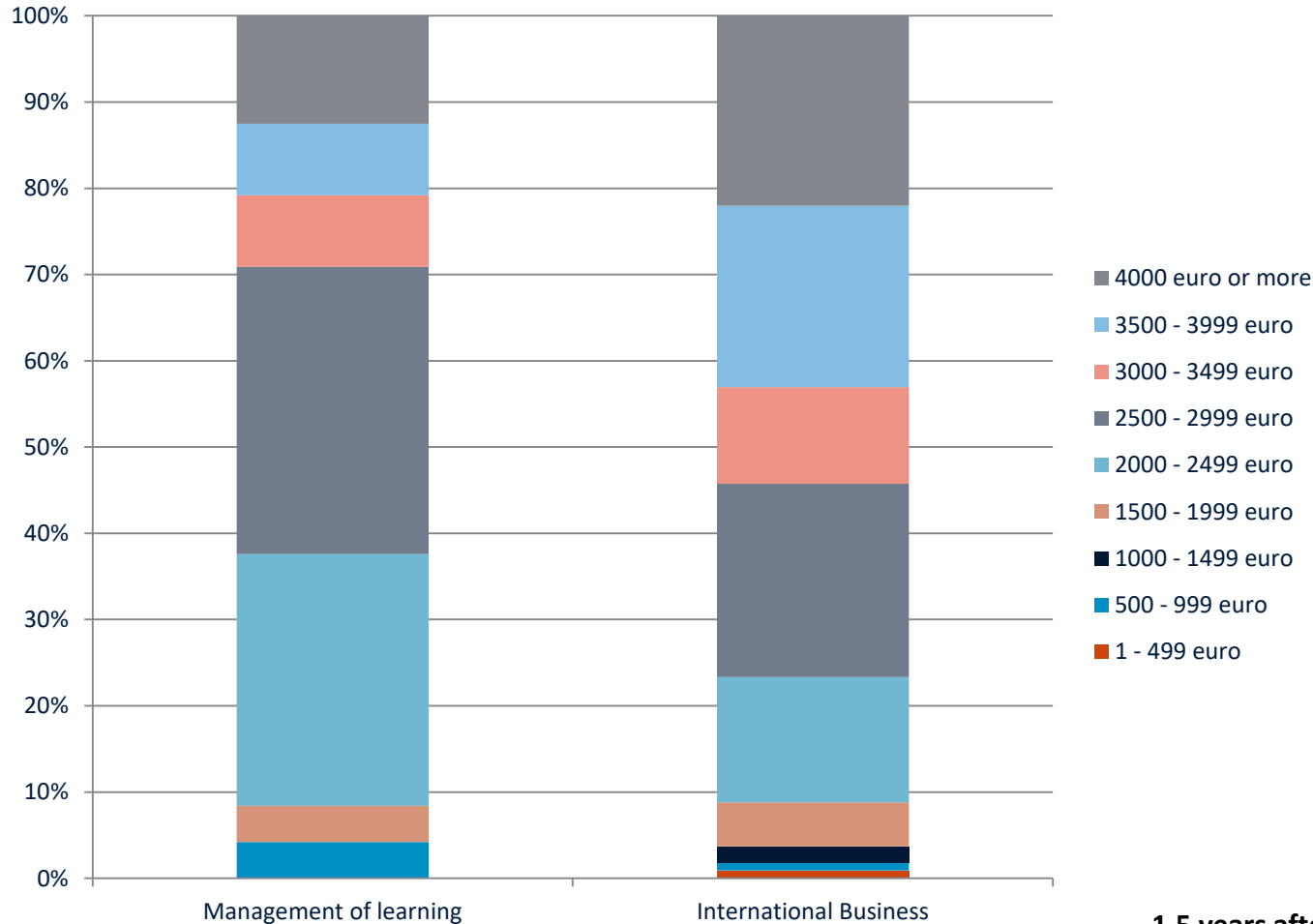
# Gross monthly income



# Trend in gross monthly income 5 years after graduation



# Gross monthly income per master



**1,5 years after graduation.** Based on graduation cohorts 2014-2015-2016

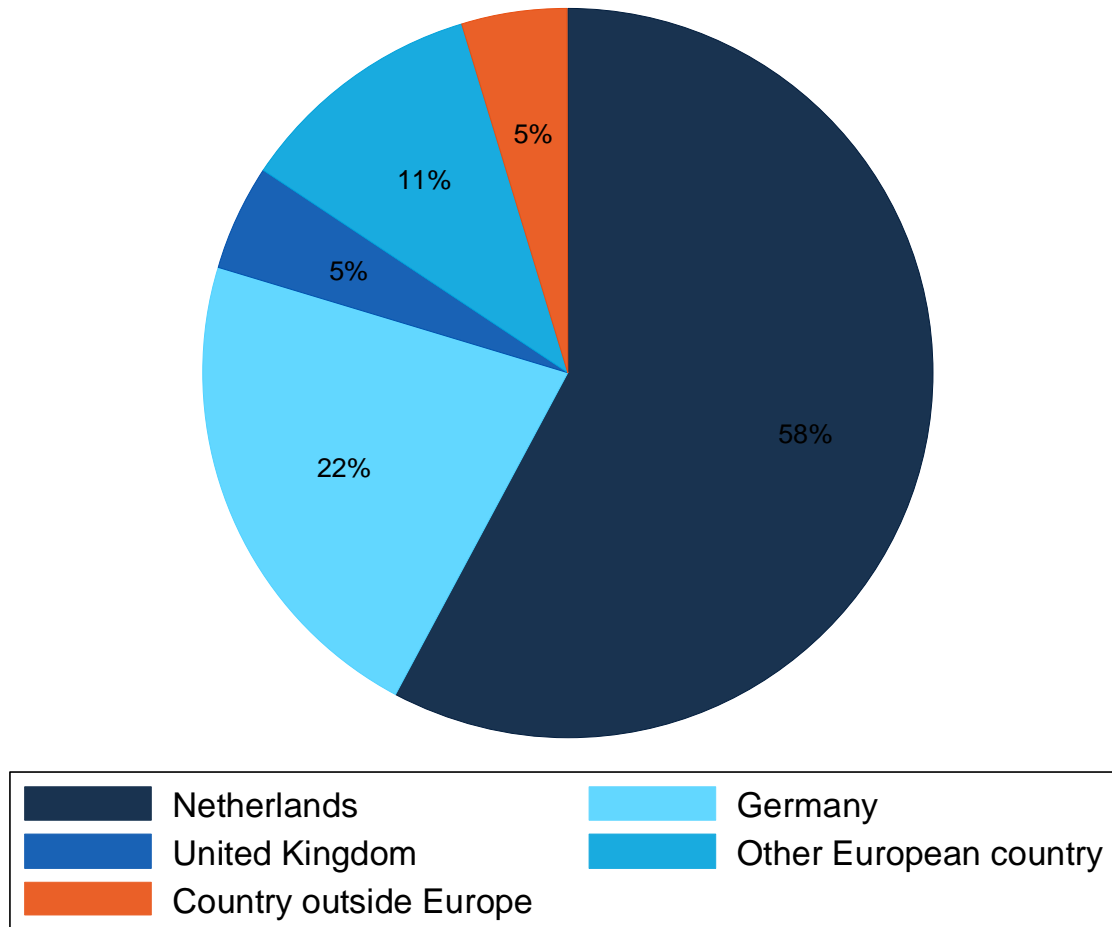
# Your future job?

Country

Jobs

Employers

# Where do graduates find work?





# Top 3 occupations SBE graduates

1. Management and organization analysts (15%)
2. Accountants (12%)
3. Finance professionals (7%)
3. Advertising and marketing professionals (7%)

# Type of jobs SBE graduates per master

Economics	Financial Economics	Econometrics and Operations Research	IB
Consultant	Consultant	Actuary	Consultant
Economist	Financial advisor	Analytical consultant	Industry analyst
Project manager	Statistical analyst	Data scientist	Manager
Accountant	CEO	Financial advisor	Controller

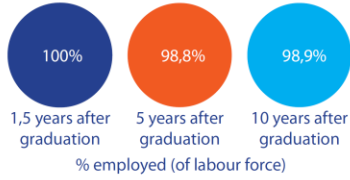
# Top 3 industries SBE graduates

1. Professional, scientific and technical activities (22%)
2. Manufacturing (21%)
3. Financial and insurance activities (17%)

# Type of employers SBE graduates per master

Economics	Financial Economics	Econometrics and Operations Research	IB
KPMG	Google	CBS	Rabobank
PWC	ING	Aegon	SHELL
European Commission	CBS	ABN Ambro	DHL
Rabobank	PWC	IBM	Deloitte

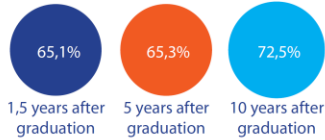
## JOB SECURITY



- 7,8% works both for an employer and is self-employed.
- 2,8% describes self employment as their main activity.

5.

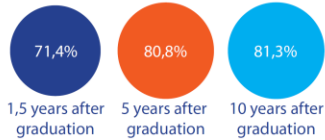
## JOB AT ACADEMIC MASTER LEVEL



- Main reason for a job below academic master level:  
*The vacancy did not differentiate between a university Master degree and a university Bachelor degree.*

6.

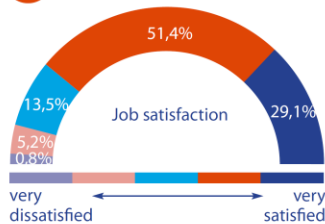
## JOB IN OWN FIELD OF STUDY



- Top 3 occupations:
1. Management and organization analysts (15%)
  2. Accountants (12%)
  3. Finance professionals / Advertising and marketing professionals (7%)
- Top 3 industries:
1. Professional, scientific and technical activities (22%)
  2. Manufacturing (21%)
  3. Financial and insurance activities (17%)

9.

## JOB CONTENT



- 74,8% functions in an international context.
- 51,1% claims that their study at UM provides a good basis for developing a career in an international labour market
- 83,1% deals with complex questions/problems.
- 81% independently gains new knowledge.

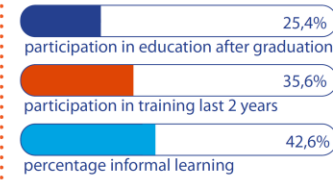
1.

## How do SBE graduates rank career aspects?



3.

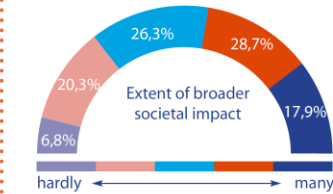
## LIFELONG LEARNING



- 8,6% did a PhD, 3,4% did a second master and 3,4% did a post graduate programme.
- Main focus of the job-related training followed in last 2 years:  
*Specialist knowledge and skills.*
- 71,0% claims that their study at UM provides an additional value for further development of competencies related to lifelong learning.

4.

## REALIZING SOCIAL IMPACT



- 85,2% has a job that requires making a contribution to developing and implementing new ideas.
- 37,9% has a job that requires taking account of social or ethical considerations when making informed judgements.
- 93% has a job that requires solving problems in new or unknown situations.

7.

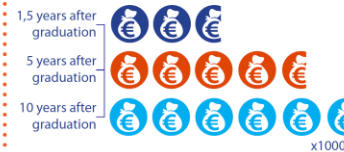
## BEING MOBILE ON THE LABOUR MARKET



- SBE graduates currently work in 28 countries.
- Top 3 countries in which SBE graduates currently work:
  1. Netherlands (40%)
  2. Germany (34%)
  3. Switzerland (3%)

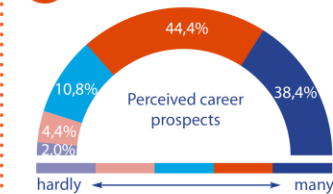
8.

## HIGH SALARY



3.

## GOOD CAREER PROSPECTS



2.

- 86,3% does not expect to lose their job in the following five years.

# More information:

Check [www.roa-maastricht.nl](http://www.roa-maastricht.nl)

OR

Send an email to [a.kuenn@maastrichtuniversity.nl](mailto:a.kuenn@maastrichtuniversity.nl)

# Employability depending on nationality

	Country of birth graduate student		
	NL (%)	EU (%)	nonEU (%)
Employment rate	99.3	98.6	96.6**
Job at uni level	84.5	93.5***	92.6
Job within field	79.1	87.3***	96.3***
Permanent contract	88.6	91.1	88.9
Relatively high income	68.2	83.3***	60.0
Job satisfaction	79.7	76.4	76.0
Good career opportunities	77.3	78.6	77.1