

FdR Alumni

Labour Market Perspectives

Dr. Jim Allen (ROA, Maastricht University)
March 24, 2018



Introduction

- Who am I ?
- Who are you ? (name, nationality, study background)
- On the agenda today
 - What do employers want and how does this match with what you will learn?
 - How employable are LAW graduates?
 - How could your future job look like?

**What do employers
want and how does
FdR add to this?**



What do employers require?

| | % high level required in job |
|--|------------------------------|
| Developing and implementing new ideas | 72% |
| Solving problems in new or unknown situations | 83% |
| Dealing with complex questions/problems | 80% |
| Making informed judgements based on limited information | 70% |
| Taking account of social or ethical considerations | 60% |
| Explaining conclusions or arguments to peers/colleagues | 83% |
| Explaining conclusions or arguments to non-experts | 78% |
| Independently gaining new knowledge | 82% |
| Functioning well in an international context | 54% |

What do UM alumni offer?

| | % high level required in job | % high level competencies |
|--|------------------------------|---------------------------|
| Developing and implementing new ideas | 72% | 69% |
| Solving problems in new or unknown situations | 83% | 76% |
| Dealing with complex questions/problems | 80% | 87% |
| Making informed judgements based on limited information | 70% | 58% |
| Taking account of social or ethical considerations | 60% | 78% |
| Explaining conclusions or arguments to peers/colleagues | 83% | 73% |
| Explaining conclusions or arguments to non-experts | 78% | 76% |
| Independently gaining new knowledge | 82% | 82% |
| Functioning well in an international context | 54% | 60% |

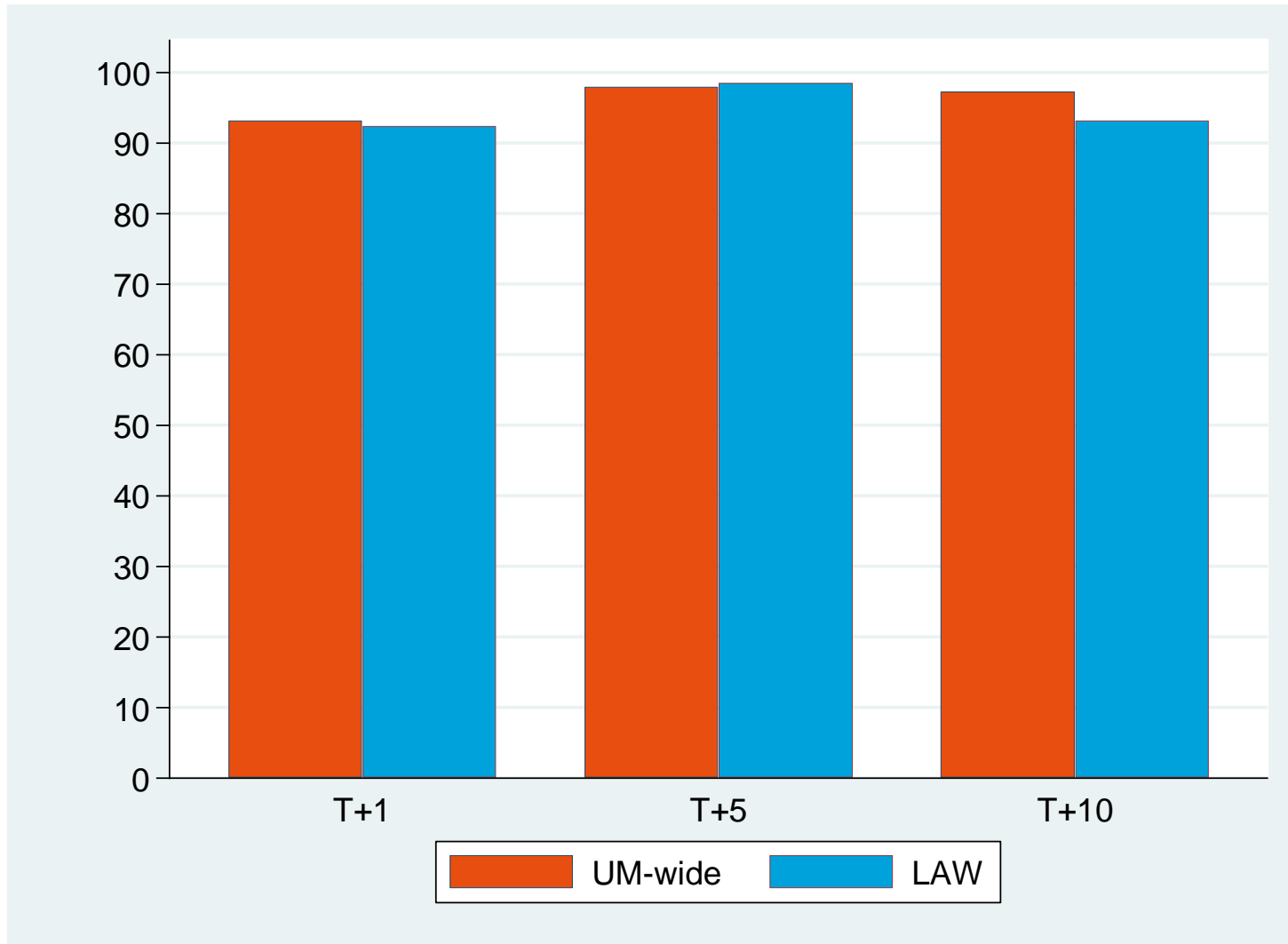
Employability of FdR & UM graduates



Employability

- Employability is all about being able to find and keep work
- We capture this via our alumni surveys in several indicators.
 - 1.5
 - 5
 - 10 years after graduation

Being able to find work

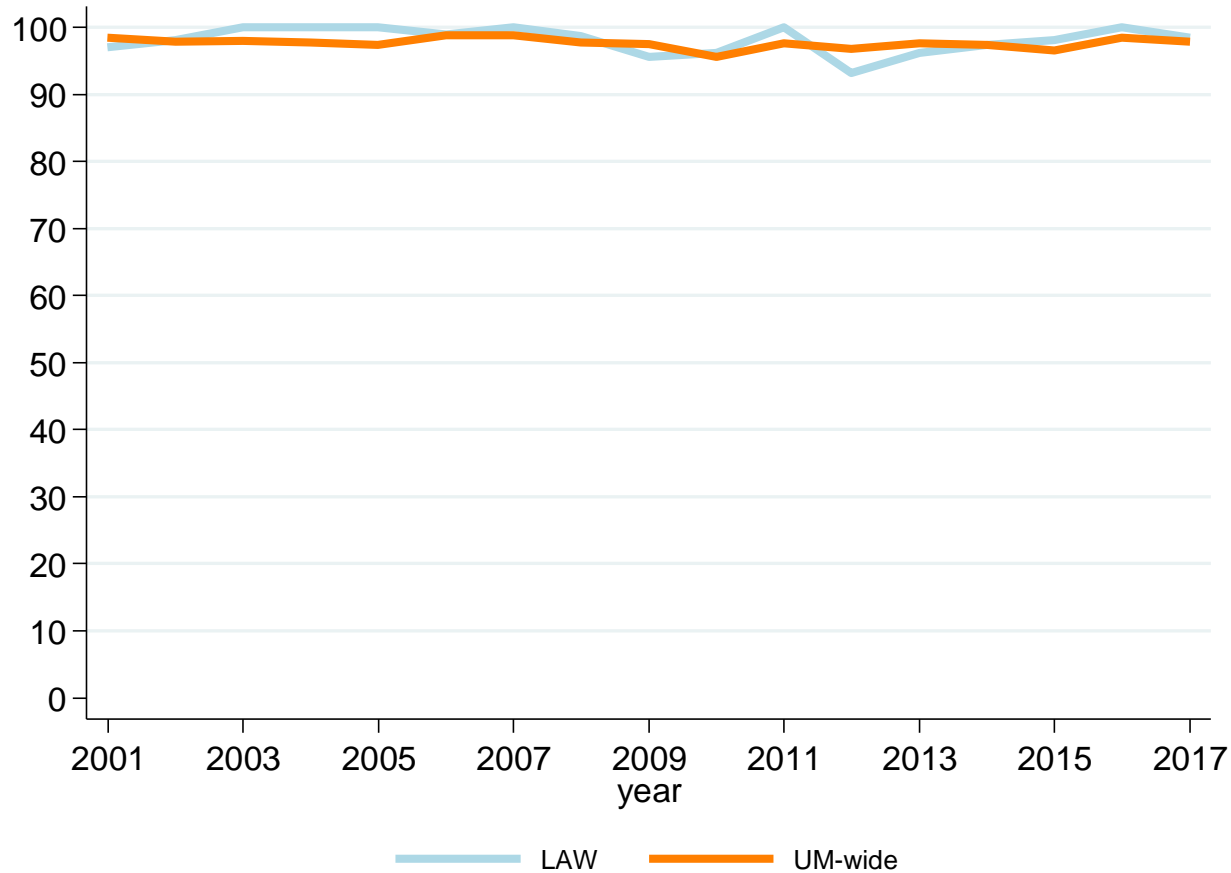


Employment per master

| Master | 1.5 years after graduation* | 5 years after graduation** |
|--|-----------------------------|----------------------------|
| European Law School | 100% | 100% |
| Nederlands Recht | 88.3% | 97% |
| Fiscaal recht | 100% | 100% |
| Globalisation and Law | 87.5% | 97% |
| Forensica, Criminologie en Rechtspleging | 80.5% | n.a. |

* Based on graduation cohorts 2014-2015-2016, ** Based on graduation cohorts 2007-2012

Trend in employment 5 years after graduation



What about the type of job and ability to keep work?

- Employability is a strategic focus point for UM!

<https://www.maastrichtuniversity.nl/support/during-your-studies/future-yours>

- What do LAW graduates themselves value most?

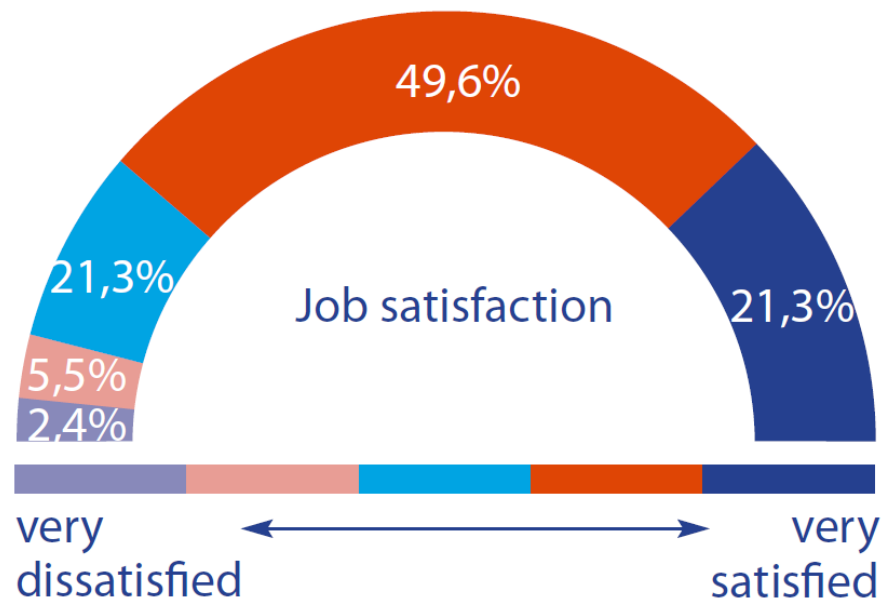
How do LAW graduates rank career aspects?



Rank 1. Job content

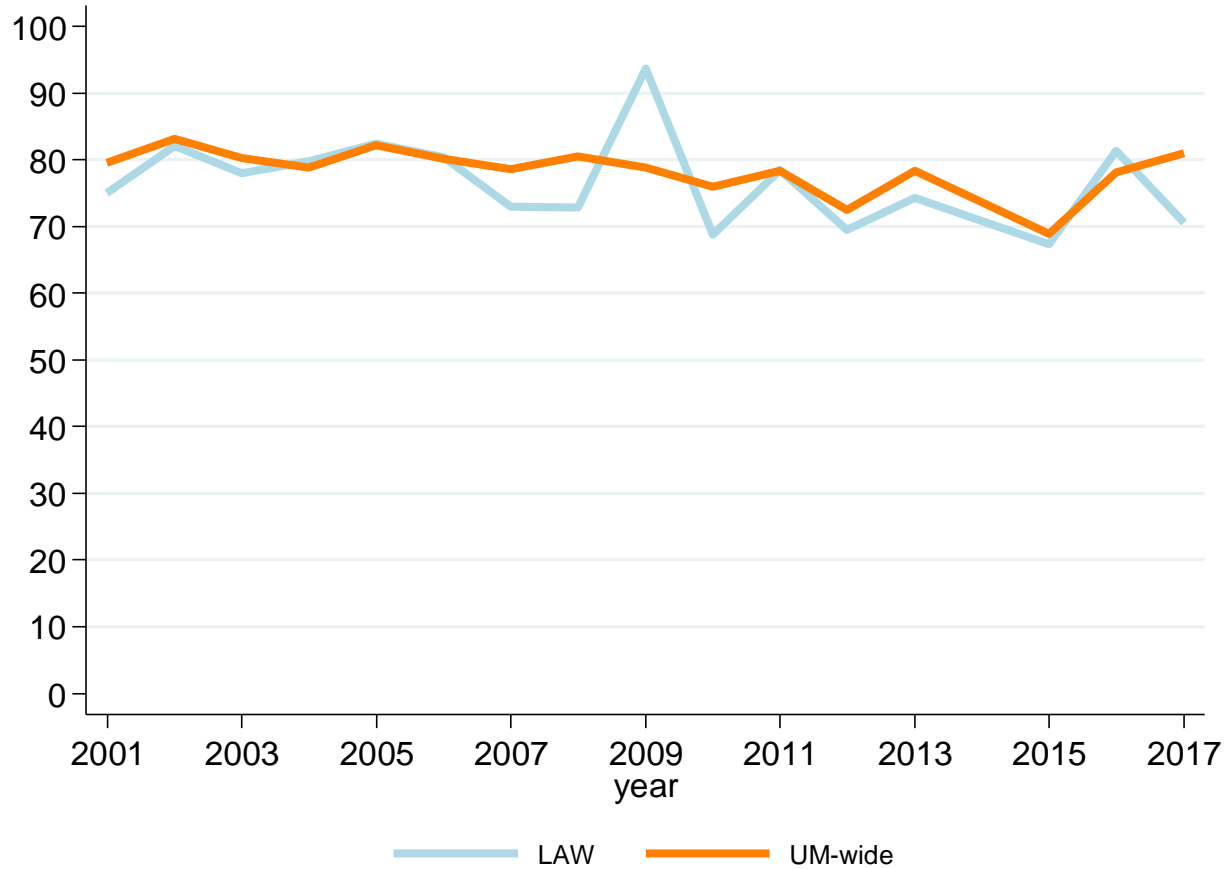


71% is (very) satisfied with their current job



- 55% functions in an international context
- 82% deals with complex situations
- 82% independently gains new knowledge

Trend in job satisfaction (5 years after graduation)



Job satisfaction per master



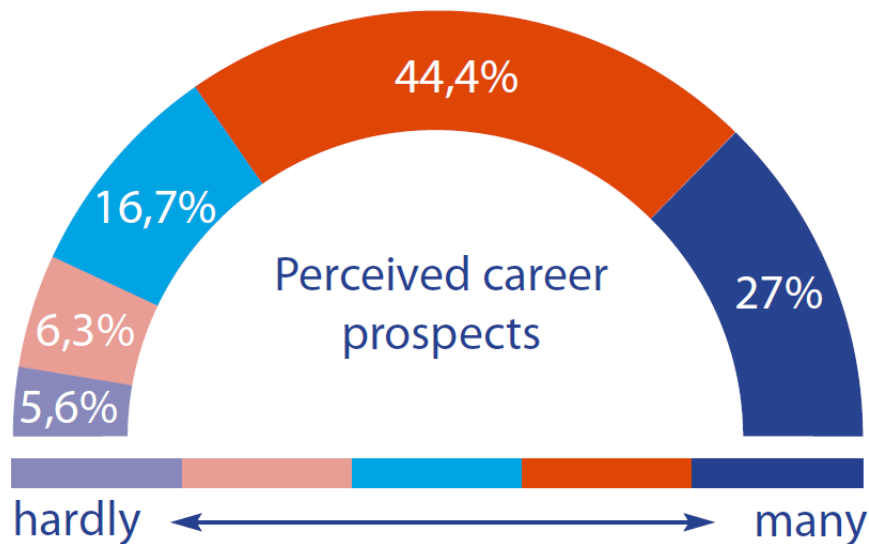
| Master | 5 years after graduation** |
|--|----------------------------|
| European Law School | 71% |
| Nederlands Recht | 58% |
| Fiscaal recht | 76% - 90% |
| Globalisation and Law | 87% |
| Forensica, Criminologie en Rechtspleging | n.a. |

** Based on graduation cohorts 2007-2012

Rank 2. Good career prospects

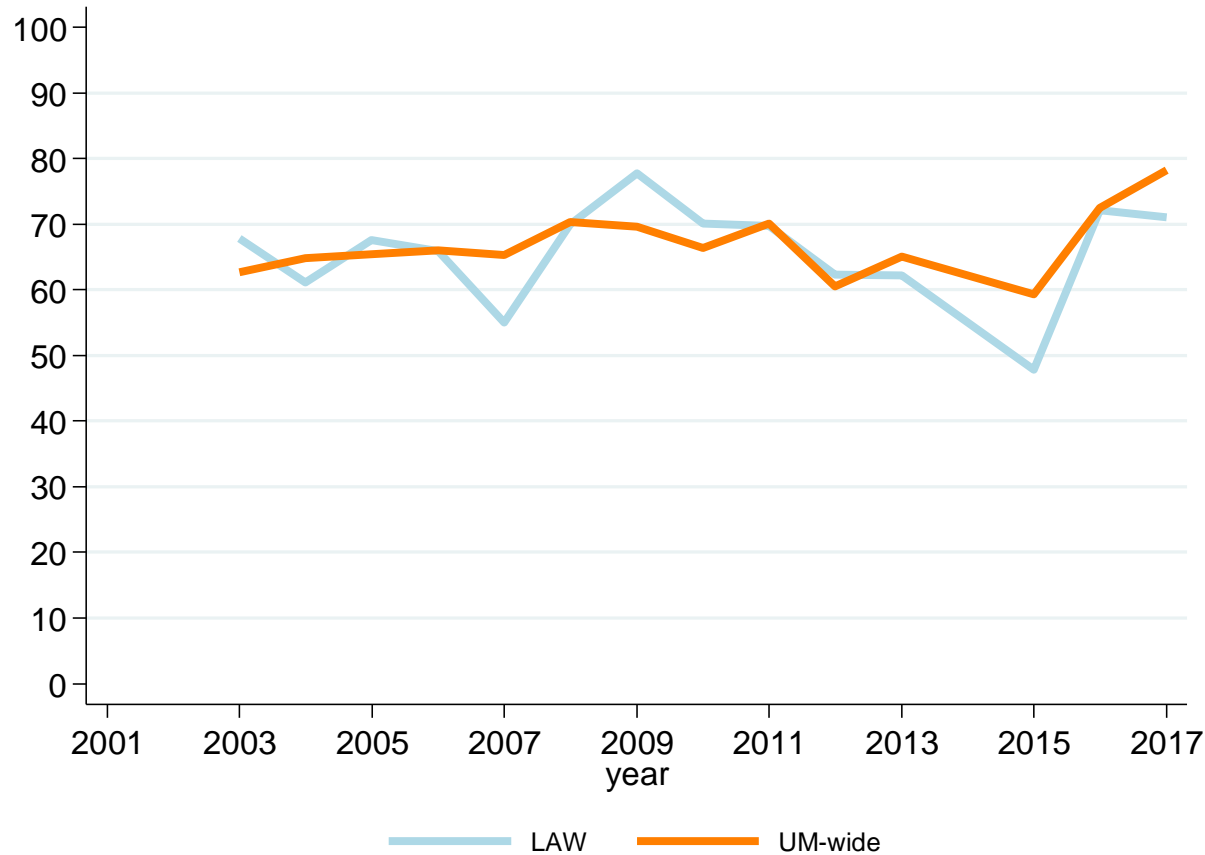


71% perceives quite a lot to many career prospects



- 84% does not expect to lose their job in the following five years

Trend in good career opportunities 5 years after graduation



Good career opportunities per master

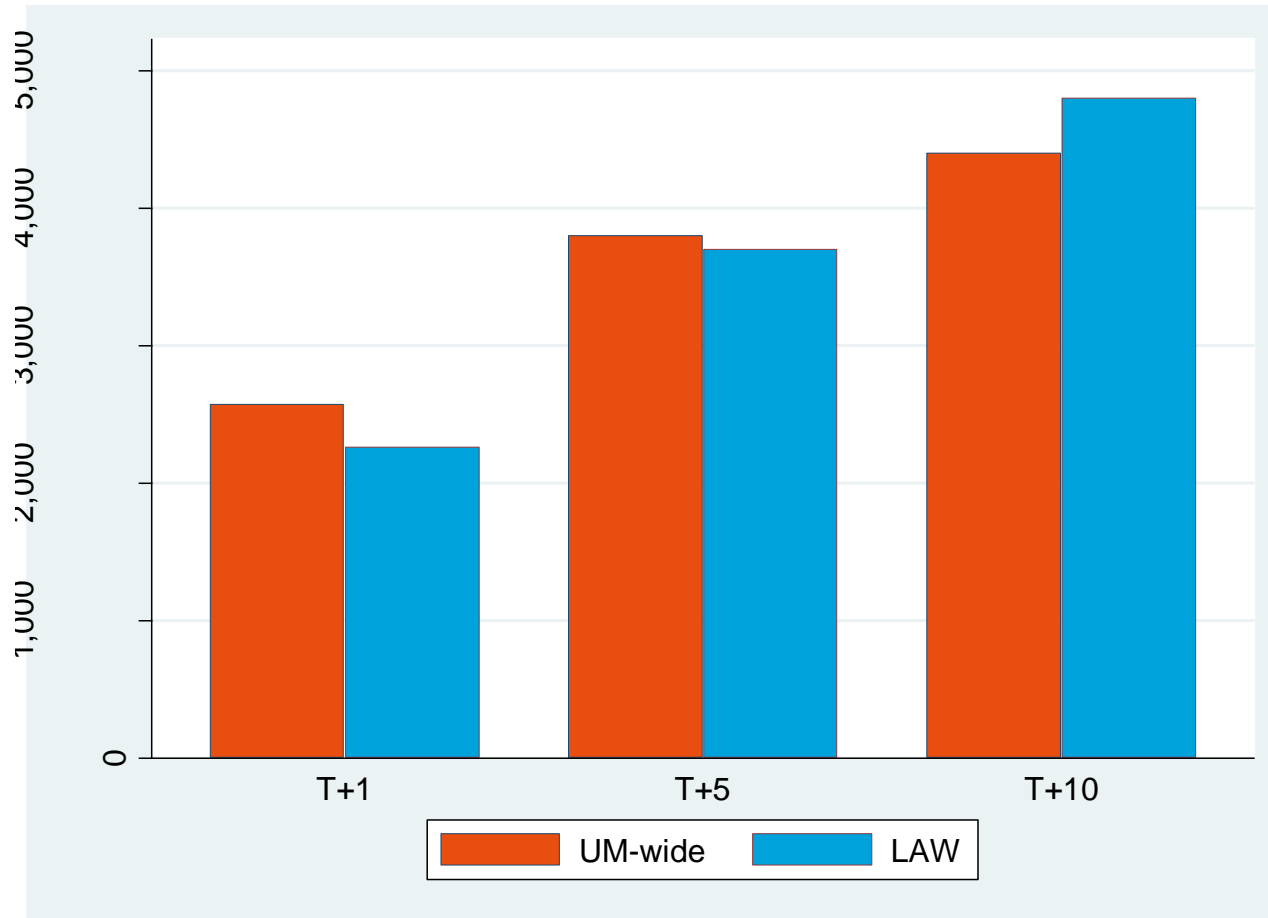


| Master | 5 years after graduation** |
|--|----------------------------|
| European Law School | 51.1 |
| Nederlands Recht | 59.6 |
| Fiscaal recht | 84.6 |
| Globalisation and Law | 79.2 |
| <i>Recht en arbeid en gezondheid</i> | 40.9 |
| Forensica, Criminologie en Rechtspleging | n.a. |

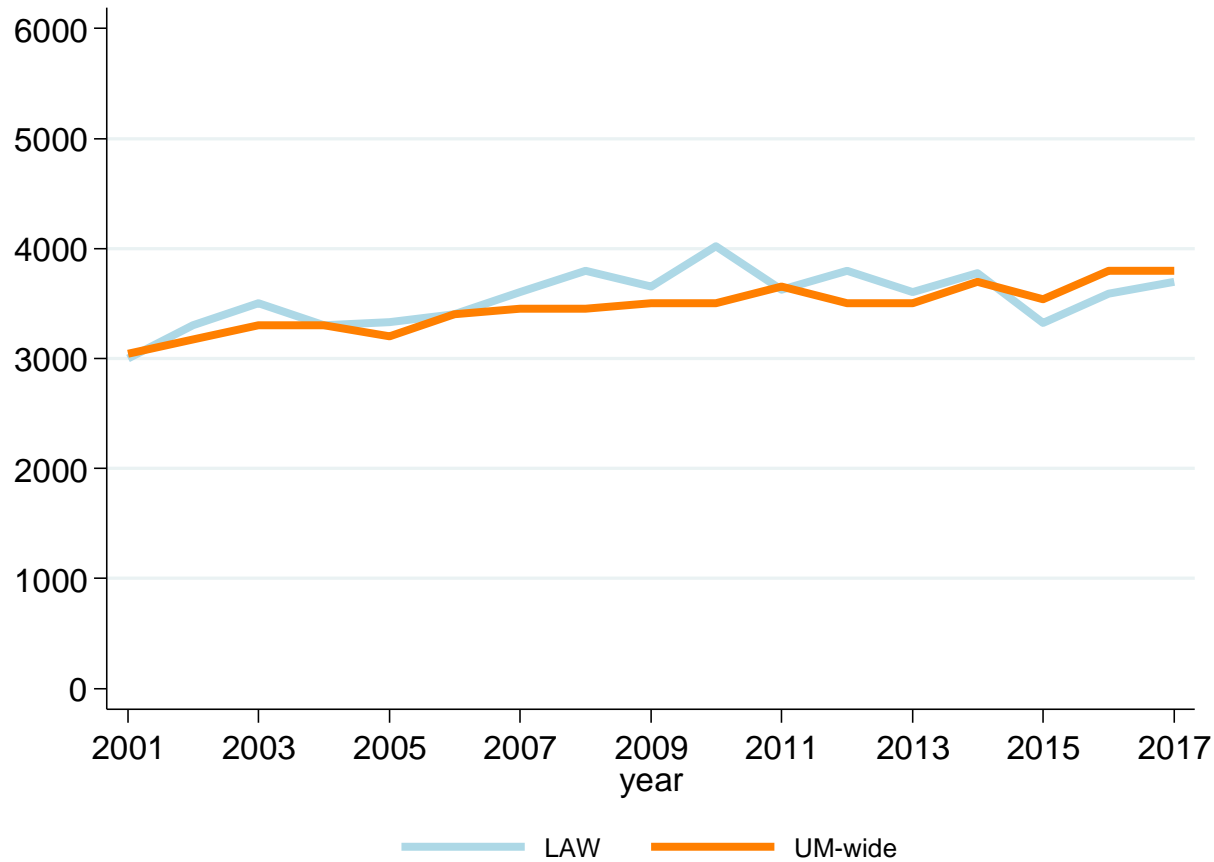
Rank 3. High salary



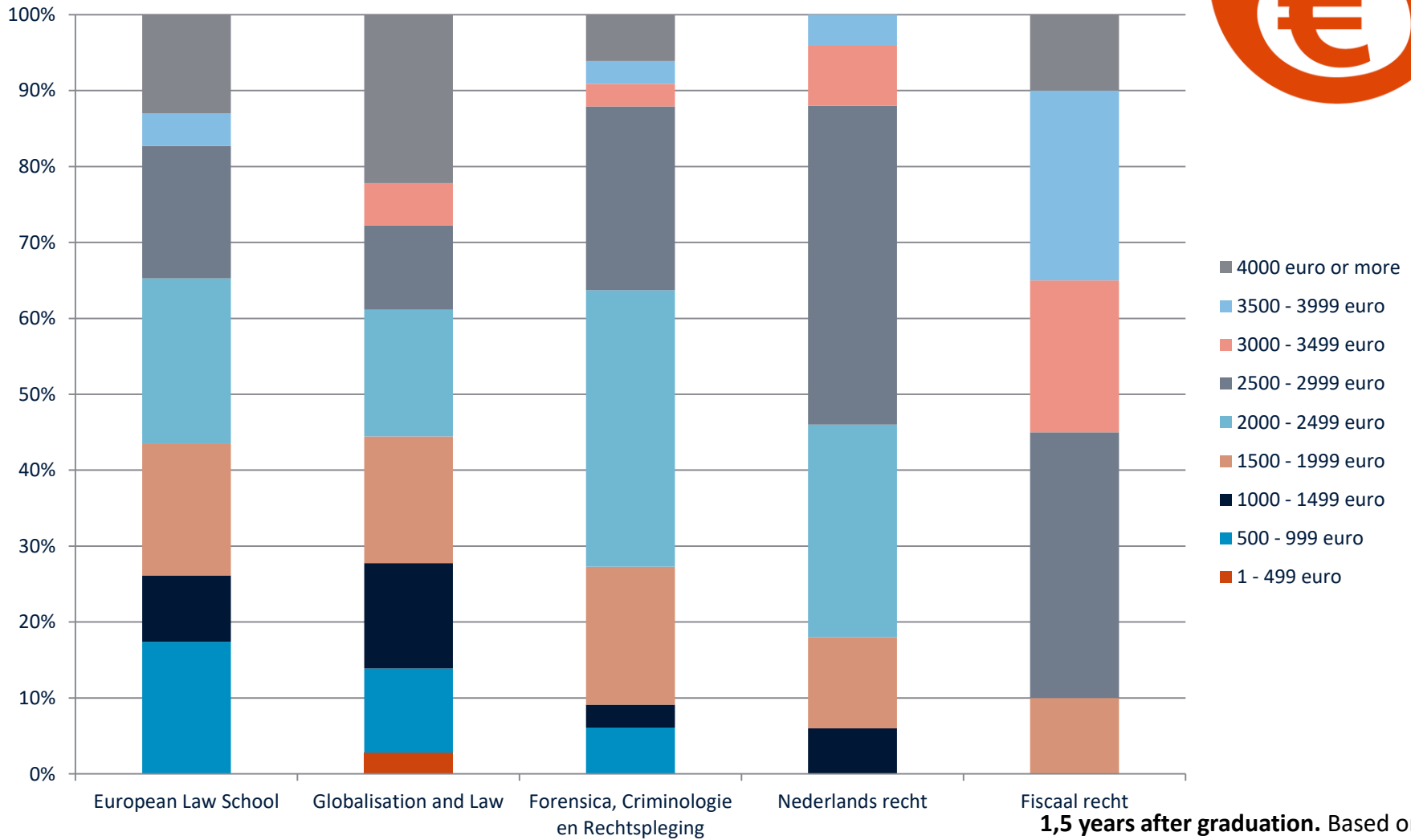
Gross monthly income



Trend in gross monthly income 5 years after graduation



Gross monthly income per master



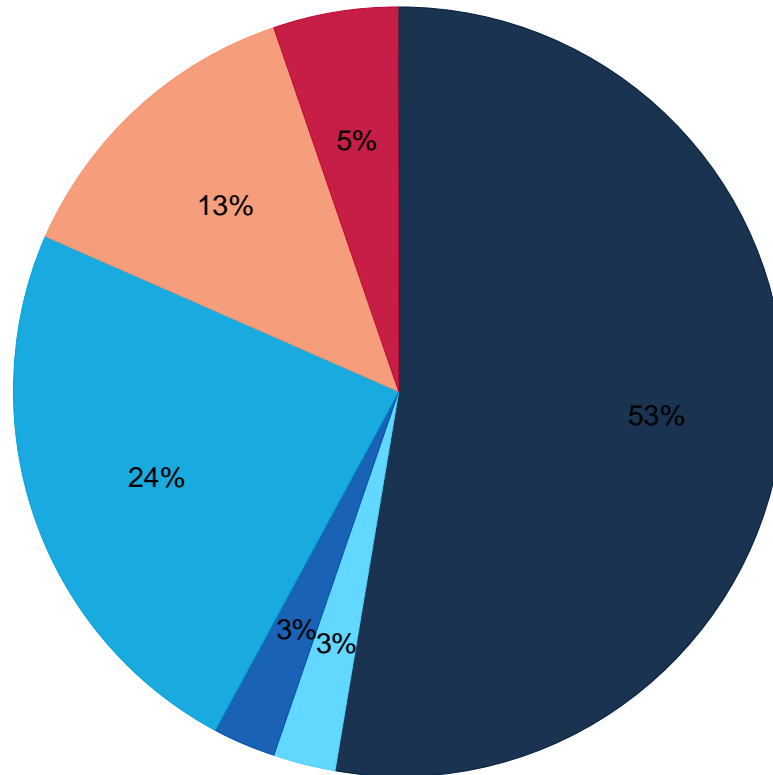
Your future job?

Country

Jobs

Employers

Where do graduates find work?



Type of jobs

| Jobs |
|-----------------------------------|
| Lawyers (corporate, and the like) |
| Lawyers (barristers) |
| Professors at university |
| Policy advisors |
| Business consultants |
| Financial advisors |
| Managers HRM |
| Financial specialists |
| Accountants |

Type of employers

Employers

Law firms

Accounting, fiscalists and business administration consultants

Universities

Ministry of Justice

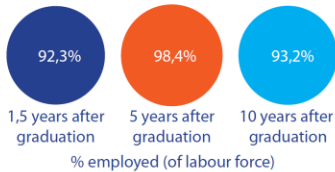
Hogescholen

Insurance bureaus

Consultancy

Municipal governments

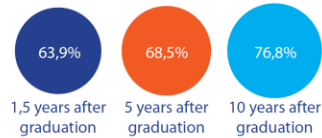
JOB SECURITY



- 7,0% works both for an employer and is self-employed.
- 7,9% describes self employment as their main activity.

4.

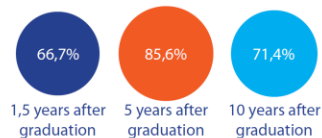
JOB AT ACADEMIC MASTER LEVEL



- Main reason for a job below academic master level: *I find my current job interesting/challenging.*

8.

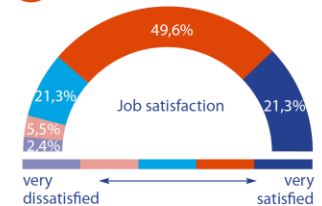
JOB IN OWN FIELD OF STUDY



- Top 3 occupations:
1. Other legal professionals (25%)
 2. Lawyers (20%)
 3. Policy administration professionals (6%)
- Top 3 industries:
1. Professional, scientific and technical activities (39%)
 2. Public administration and defence; compulsory social security (26%)
 3. Education (10%)

6.

JOB CONTENT



- 54,4% functions in an international context.
- 44,5% claims that their study at UM provides a good basis for developing a career in an international labour market
- 81,5% deals with complex questions/problems.
- 81,5% independently gains new knowledge.

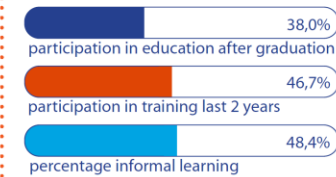
1.

How do FdR graduates rank career aspects?



3.

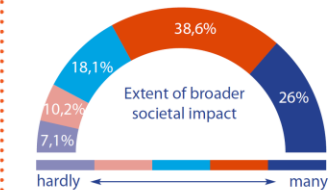
LIFELONG LEARNING



- 10,4% did a PhD, 10,4% did a second master and 5,9% did a post graduate programme.
- Main focus of the job-related training followed in last 2 years: *Specialist knowledge and skills.*
- 72,0% claims that their study at UM provides an additional value for further development of competencies related to lifelong learning.

5.

REALIZING SOCIAL IMPACT



- 72,8% has a job that requires making a contribution to developing and implementing new ideas.
- 60,0% has a job that requires taking account of social or ethical considerations when making informed judgements.
- 83,2% has a job that requires solving problems in new or unknown situations.

7.

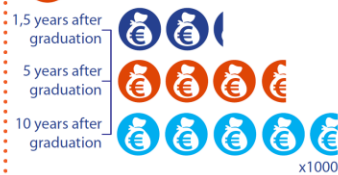
BEING MOBILE ON THE LABOUR MARKET



- FdR graduates currently work in 20 countries.
- Top 3 countries in which FdR graduates currently work:
 1. Netherlands (66%)
 2. Belgium (7%)
 3. Switzerland (5%)

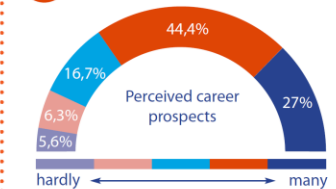
9.

HIGH SALARY



3.

GOOD CAREER PROSPECTS



- 83,5% does not expect to lose their job in the following five years.

2.

More information:

Check www.roa-maastricht.nl

OR

Send an email to a.kuenn@maastrichtuniversity.nl

National comparison: Law

| T+5 | UM | NL wide |
|---------------------------------|------|---------|
| unemployment | 1.8 | 3.0 |
| job at university level | 83.7 | 81.3 |
| job within study field | 86.0 | 84.9 |
| job with relatively high income | 43.2 | 62.3 |
| job satisfaction | 67.4 | 73.8 |
| good career prospects | 47.8 | 59.7 |

Differences are not significantly different between UM and NL wide

Source: WO monitor T+5, 2015