

FdR Alumni

Labour Market Perspectives

Dr. Annemarie Künn (ROA, Maastricht University)
March 24, 2018



Introduction

- Who am I ?
- Who are you ? (name, nationality, study background)
- On the agenda today
 - What do employers want and how does this match with what you will learn?
 - How employable are LAW graduates?
 - How could your future job look like?

**What do employers
want and how does
FdR add to this?**



What do employers require?

	% high level required in job
Developing and implementing new ideas	72%
Solving problems in new or unknown situations	83%
Dealing with complex questions/problems	80%
Making informed judgements based on limited information	70%
Taking account of social or ethical considerations	60%
Explaining conclusions or arguments to peers/colleagues	83%
Explaining conclusions or arguments to non-experts	78%
Independently gaining new knowledge	82%
Functioning well in an international context	54%

What do UM alumni offer?

	% high level required in job	% high level competencies
Developing and implementing new ideas	72%	69%
Solving problems in new or unknown situations	83%	76%
Dealing with complex questions/problems	80%	87%
Making informed judgements based on limited information	70%	58%
Taking account of social or ethical considerations	60%	78%
Explaining conclusions or arguments to peers/colleagues	83%	73%
Explaining conclusions or arguments to non-experts	78%	76%
Independently gaining new knowledge	82%	82%
Functioning well in an international context	54%	60%

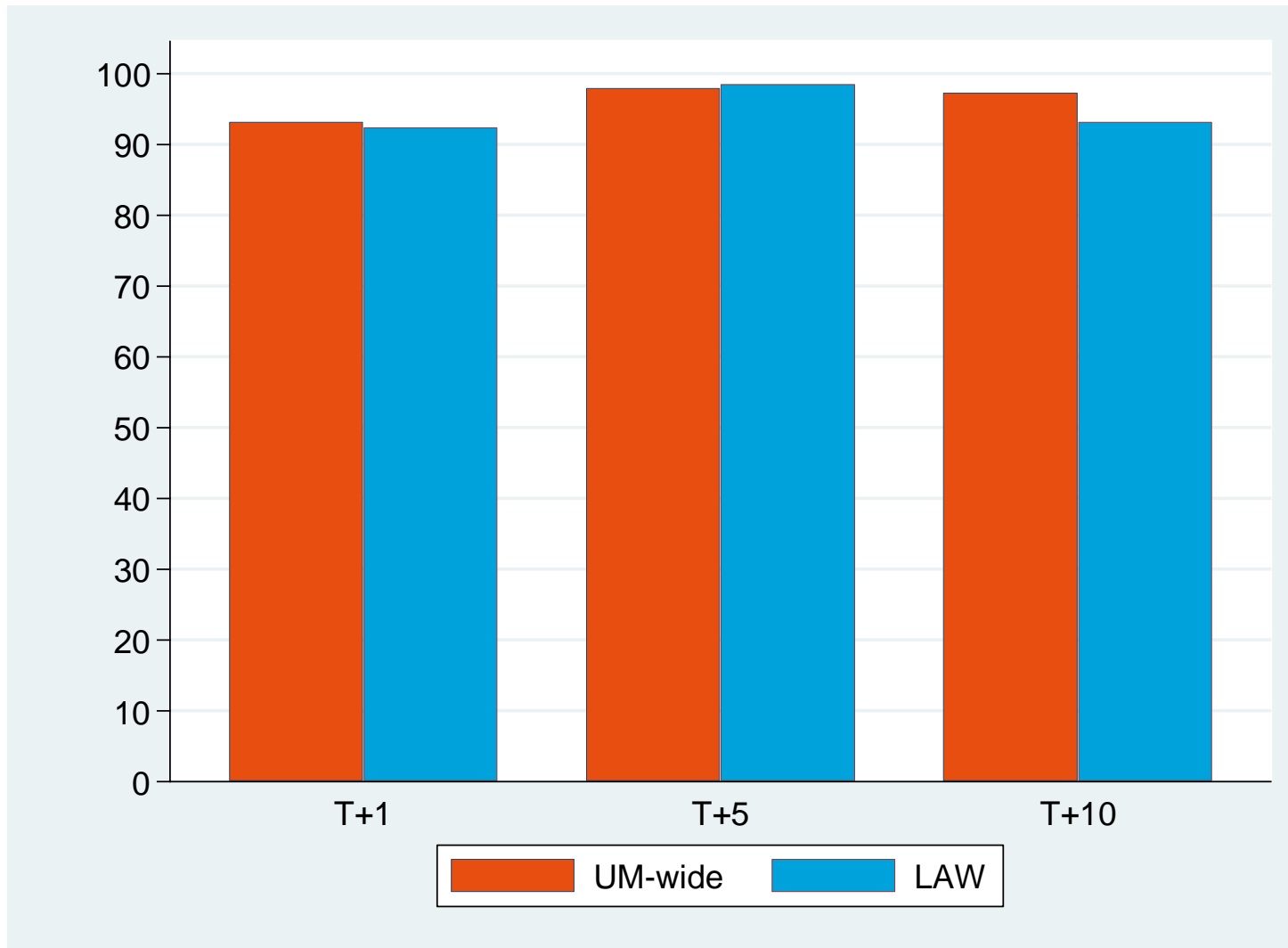
Employability of FdR & UM graduates



Employability

- Employability is all about being able to find and keep work
- We capture this via our alumni surveys in several indicators.
 - 1.5
 - 5
 - 10 years after graduation

Being able to find work

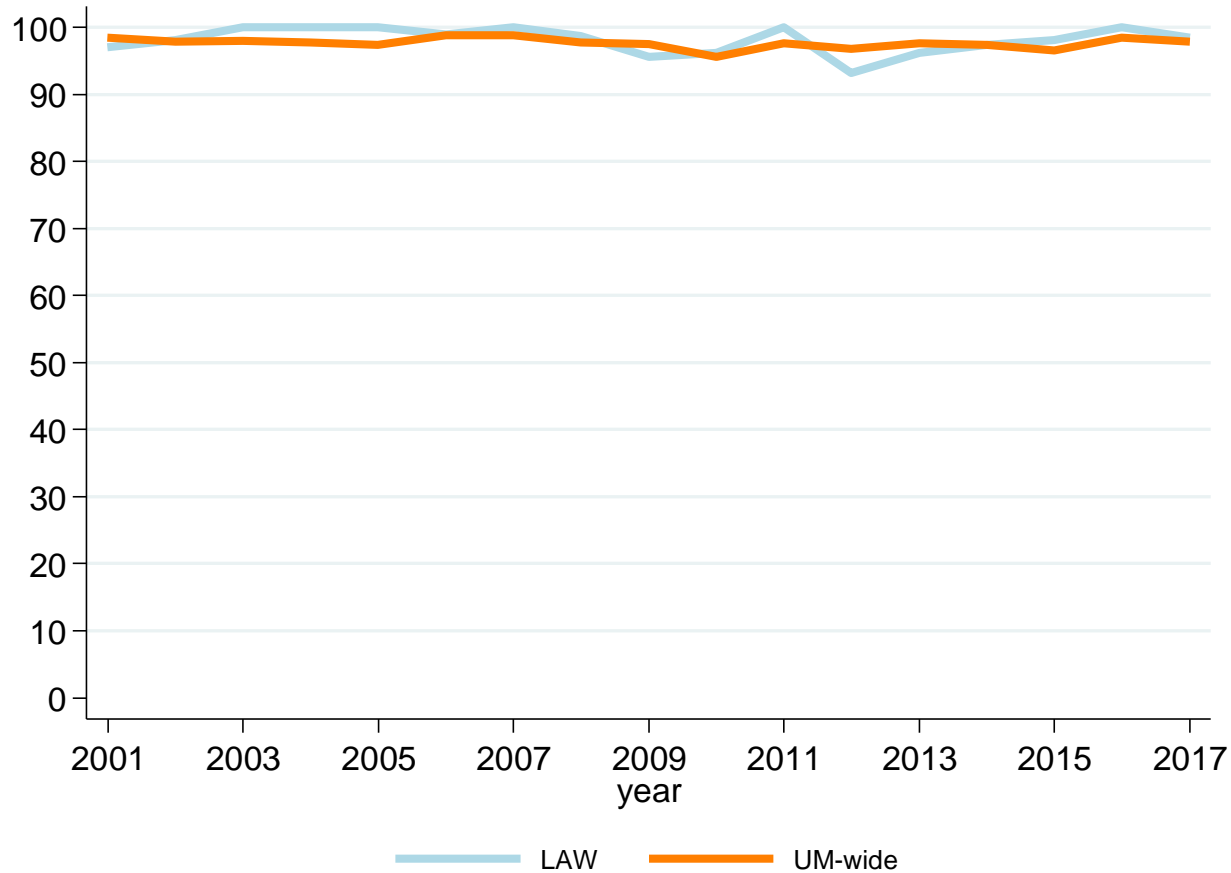


Employment per master

Master	1.5 years after graduation*	5 years after graduation**
European Law School	100%	100%
Nederlands Recht	88.3%	97%
Fiscaal recht	100%	100%
Globalisation and Law	87.5%	97%
Forensica, Criminologie en Rechtspleging	80.5%	n.a.

* Based on graduation cohorts 2014-2015-2016, ** Based on graduation cohorts 2007-2012

Trend in employment 5 years after graduation



What about the type of job and ability to keep work?

- Employability is a strategic focus point for UM!

<https://www.maastrichtuniversity.nl/support/during-your-studies/future-yours>

- What do LAW graduates themselves value most?

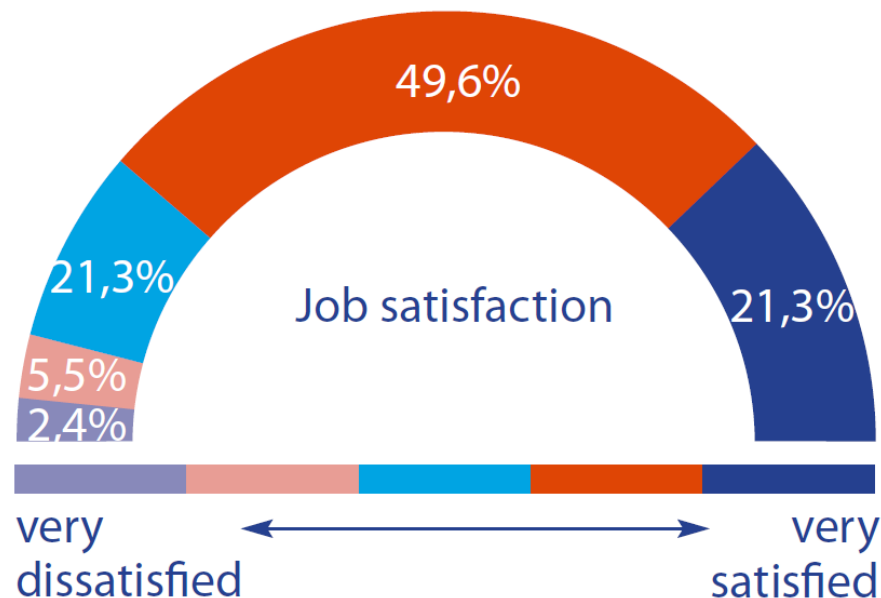
How do LAW graduates rank career aspects?



Rank 1. Job content

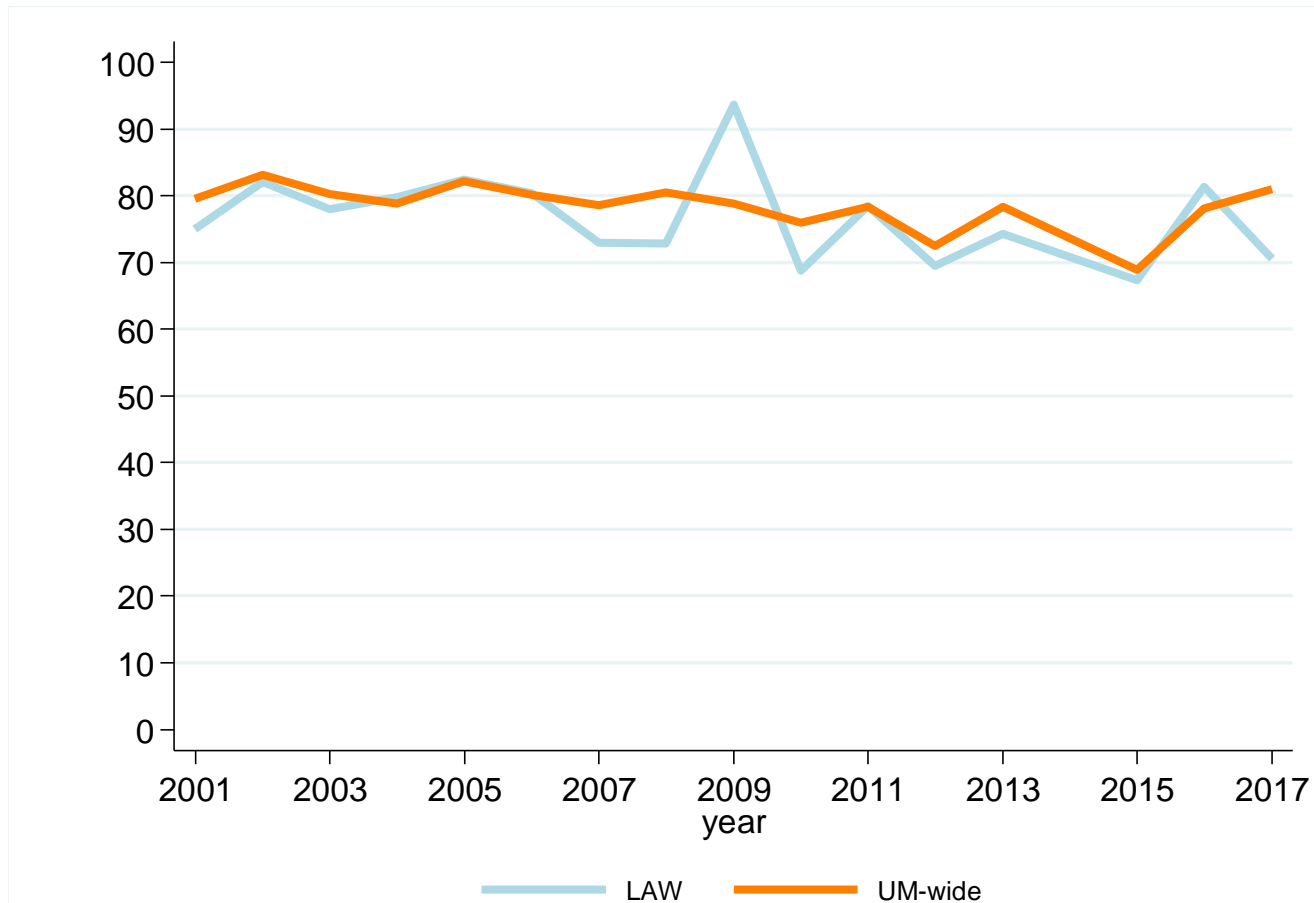


71% is (very) satisfied with their current job



- 55% functions in an international context
- 82% deals with complex situations
- 82% independently gains new knowledge

Trend in job satisfaction (5 years after graduation)



Job satisfaction per master



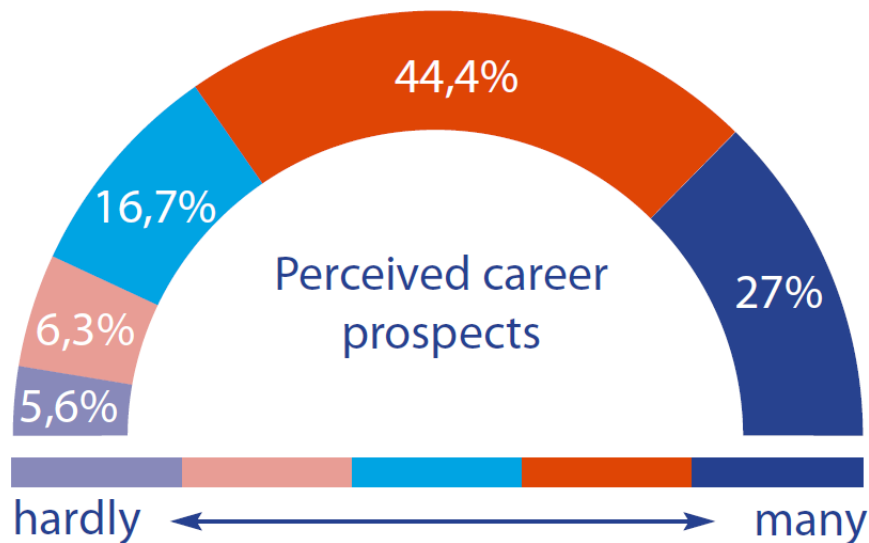
Master	5 years after graduation**
European Law School	71%
Nederlands Recht	58%
Fiscaal recht	76% - 90%
Globalisation and Law	87%
Forensica, Criminologie en Rechtspleging	n.a.

** Based on graduation cohorts 2007-2012

Rank 2. Good career prospects

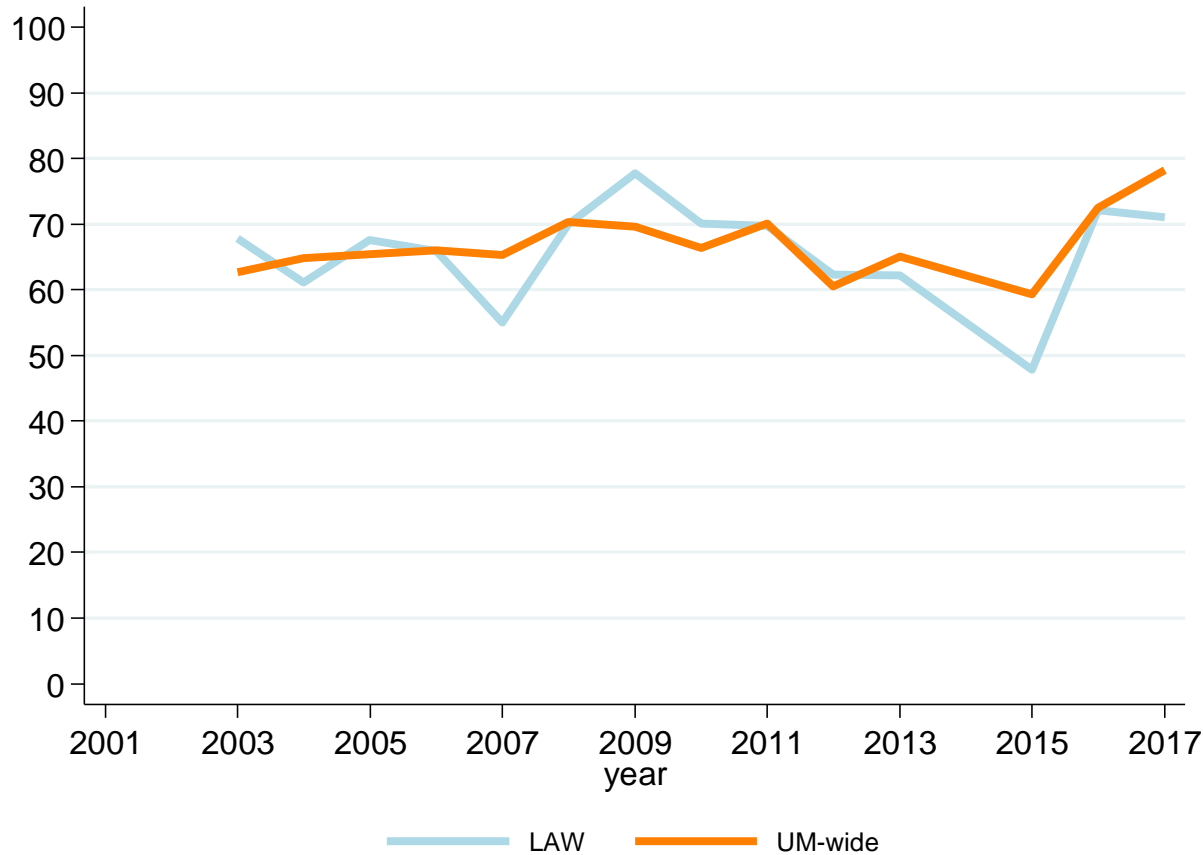


71% perceives quite a lot to many career prospects



- 84% does not expect to lose their job in the following five years

Trend in good career opportunities 5 years after graduation



Good career opportunities per master

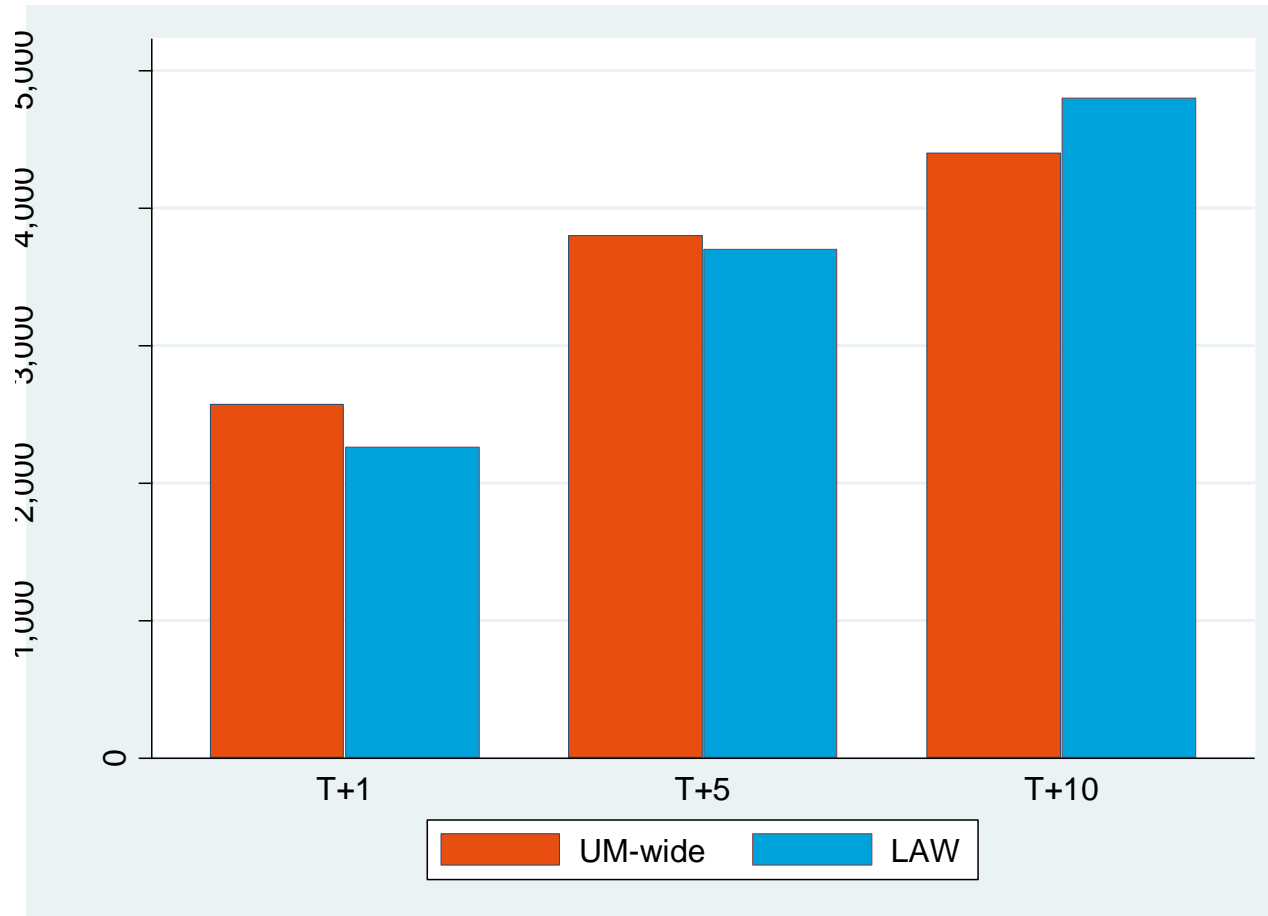


Master	5 years after graduation**
European Law School	51.1
Nederlands Recht	59.6
Fiscaal recht	84.6
Globalisation and Law	79.2
<i>Recht en arbeid en gezondheid</i>	40.9
Forensica, Criminologie en Rechtspleging	n.a.

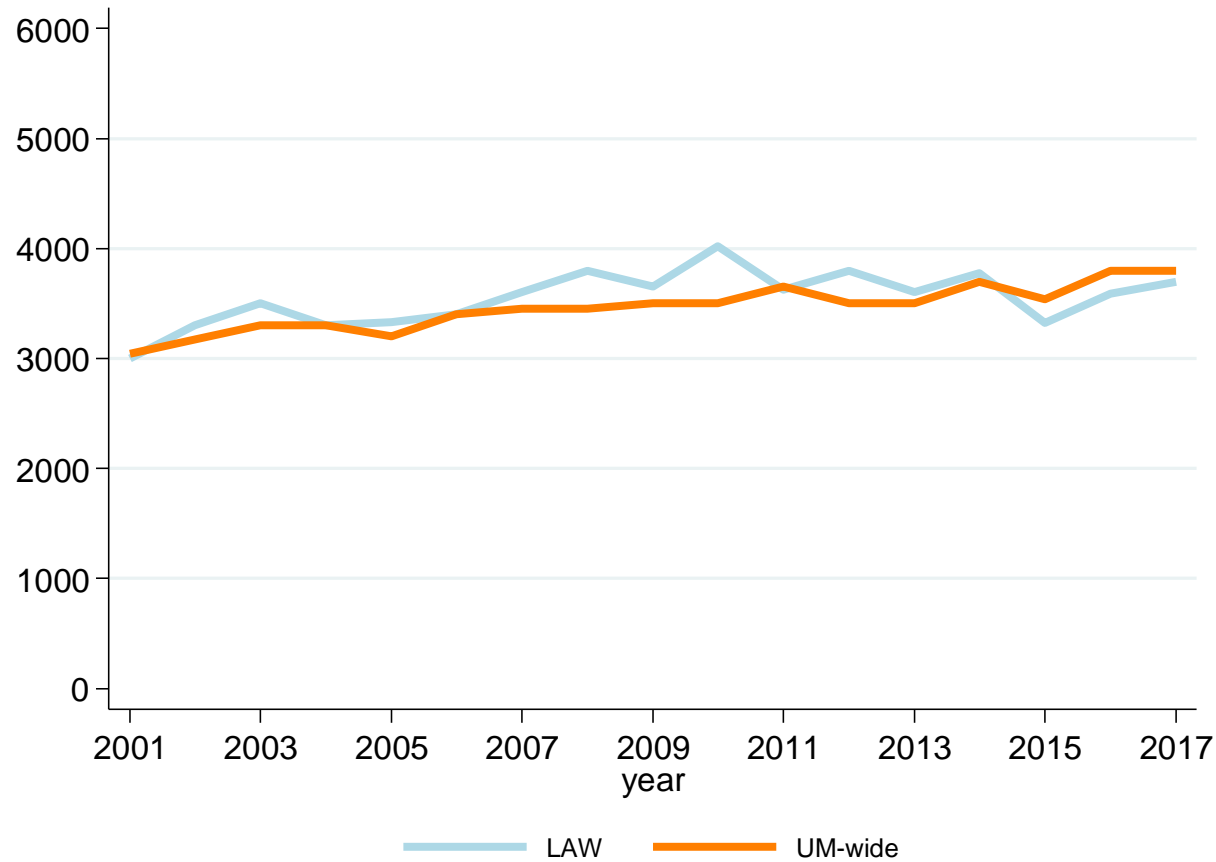
Rank 3. High salary



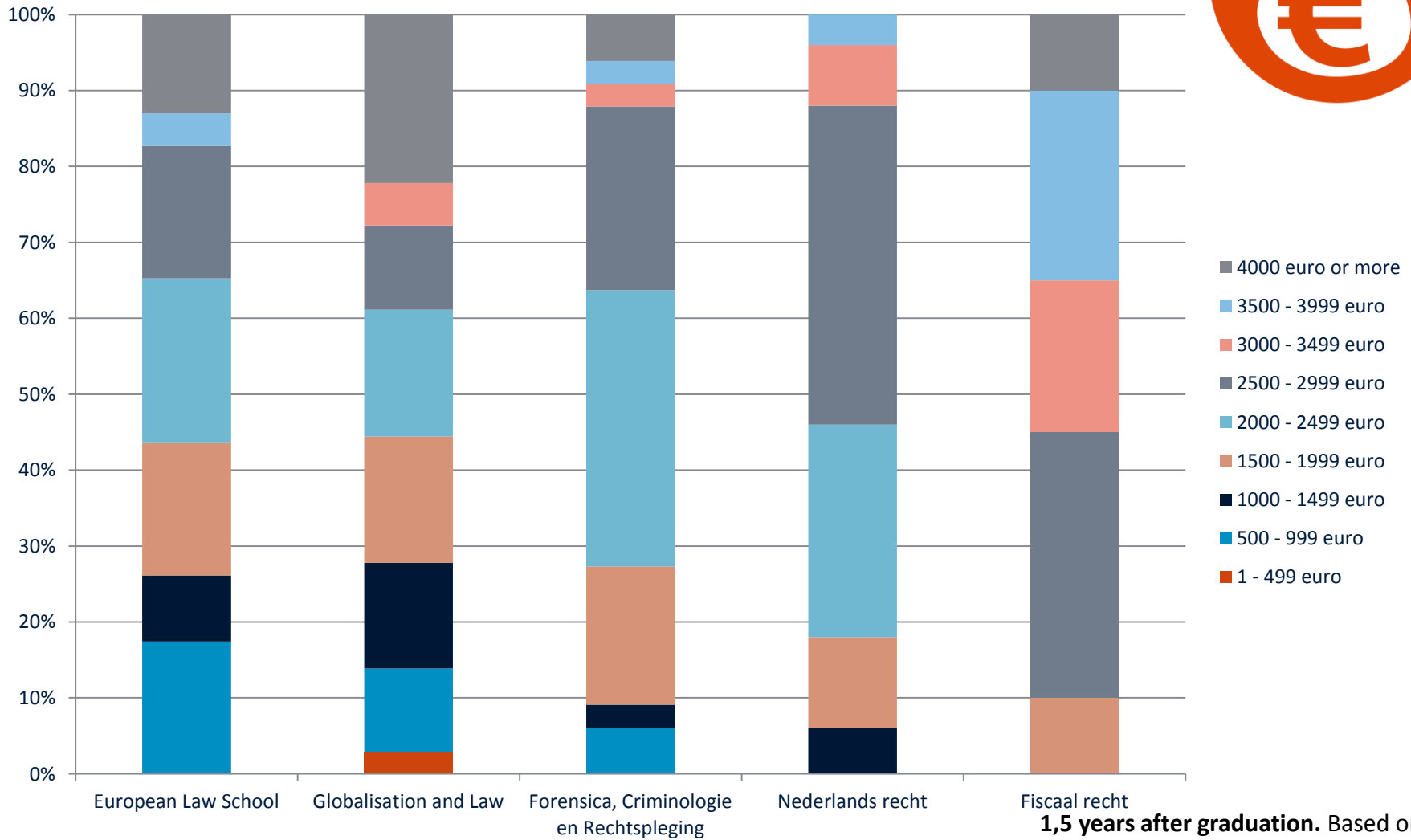
Gross monthly income



Trend in gross monthly income 5 years after graduation



Gross monthly income per master



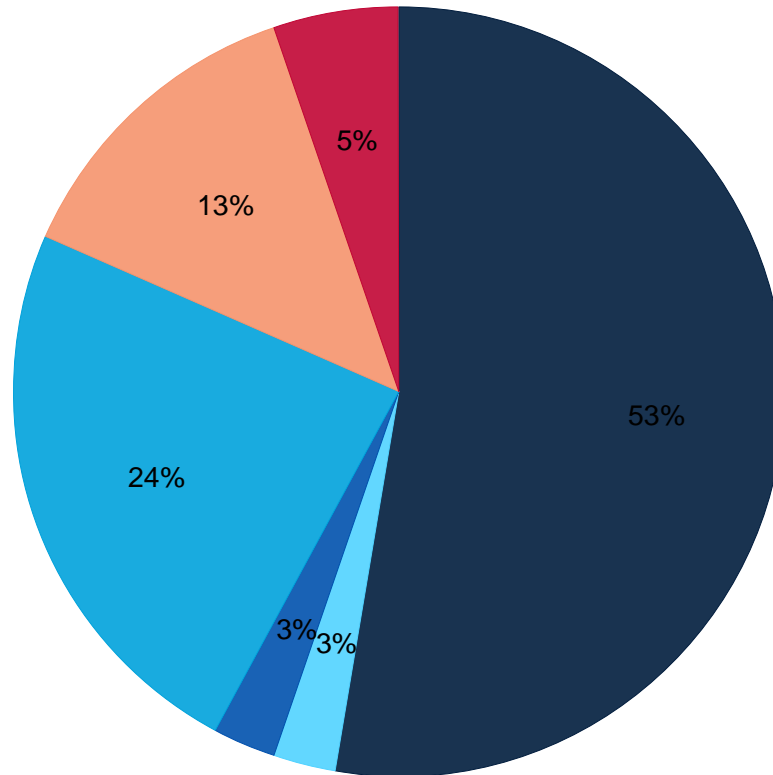
Your future job?

Country

Jobs

Employers

Where do graduates find work?



Type of jobs

Jobs
Lawyers (corporate, and the like)
Lawyers (barristers)
Professors at university
Policy advisors
Business consultants
Financial advisors
Managers HRM
Financial specialists
Accountants

Type of employers

Employers

Law firms

Accounting, fiscalists and business administration consultants

Universities

Ministry of Justice

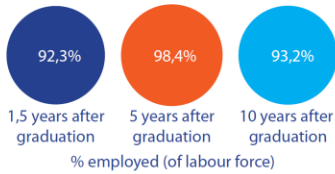
Hogescholen

Insurance bureaus

Consultancy

Municipal governments

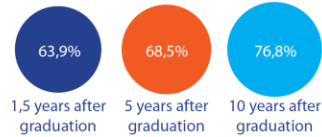
JOB SECURITY



- 7,0% works both for an employer and is self-employed.
- 7,9% describes self employment as their main activity.

4.

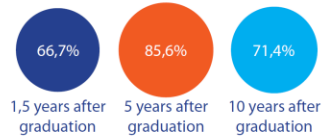
JOB AT ACADEMIC MASTER LEVEL



- Main reason for a job below academic master level: *I find my current job interesting/challenging.*

8.

JOB IN OWN FIELD OF STUDY



- Top 3 occupations:
1. Other legal professionals (25%)
 2. Lawyers (20%)
 3. Policy administration professionals (6%)
- Top 3 industries:
1. Professional, scientific and technical activities (39%)
 2. Public administration and defence; compulsory social security (26%)
 3. Education (10%)

6.

JOB CONTENT



- 54,4% functions in an international context.
- 44,5% claims that their study at UM provides a good basis for developing a career in an international labour market
- 81,5% deals with complex questions/problems.
- 81,5% independently gains new knowledge.

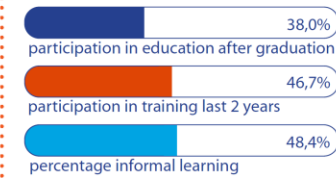
1.

How do FdR graduates rank career aspects?



3.

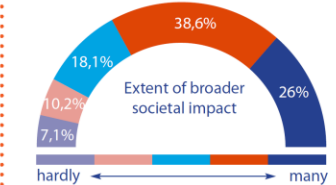
LIFELONG LEARNING



- 10,4% did a PhD, 10,4% did a second master and 5,9% did a post graduate programme.
- Main focus of the job-related training followed in last 2 years: *Specialist knowledge and skills.*
- 72,0% claims that their study at UM provides an additional value for further development of competencies related to lifelong learning.

5.

REALIZING SOCIAL IMPACT



- 72,8% has a job that requires making a contribution to developing and implementing new ideas.
- 60,0% has a job that requires taking account of social or ethical considerations when making informed judgements.
- 83,2% has a job that requires solving problems in new or unknown situations.

7.

BEING MOBILE ON THE LABOUR MARKET



- FdR graduates currently work in 20 countries.
- Top 3 countries in which FdR graduates currently work:
 1. Netherlands (66%)
 2. Belgium (7%)
 3. Switzerland (5%)

9.

HIGH SALARY



3.

GOOD CAREER PROSPECTS



- 83,5% does not expect to lose their job in the following five years.

2.

More information:

Check www.roa-maastricht.nl

OR

Send an email to a.kuenn@maastrichtuniversity.nl

National comparison: Law

T+5	UM	NL wide
unemployment	1.8	3.0
job at university level	83.7	81.3
job within study field	86.0	84.9
job with relatively high income	43.2	62.3
job satisfaction	67.4	73.8
good career prospects	47.8	59.7

Differences are not significantly different between UM and NL wide

Source: WO monitor T+5, 2015