

When you arrive at [Brussels South Charleroi Airport](#), you can travel to Maastricht railway station by train. There are two routes you can take:

- 1) Via Brussels South (Bruxelles-Midi)
- 2) Via Charleroi South

Both options will be explained below.

Option 1: Brussels South Charleroi Airport → Brussels South (Bruxelles-Midi) → Maastricht

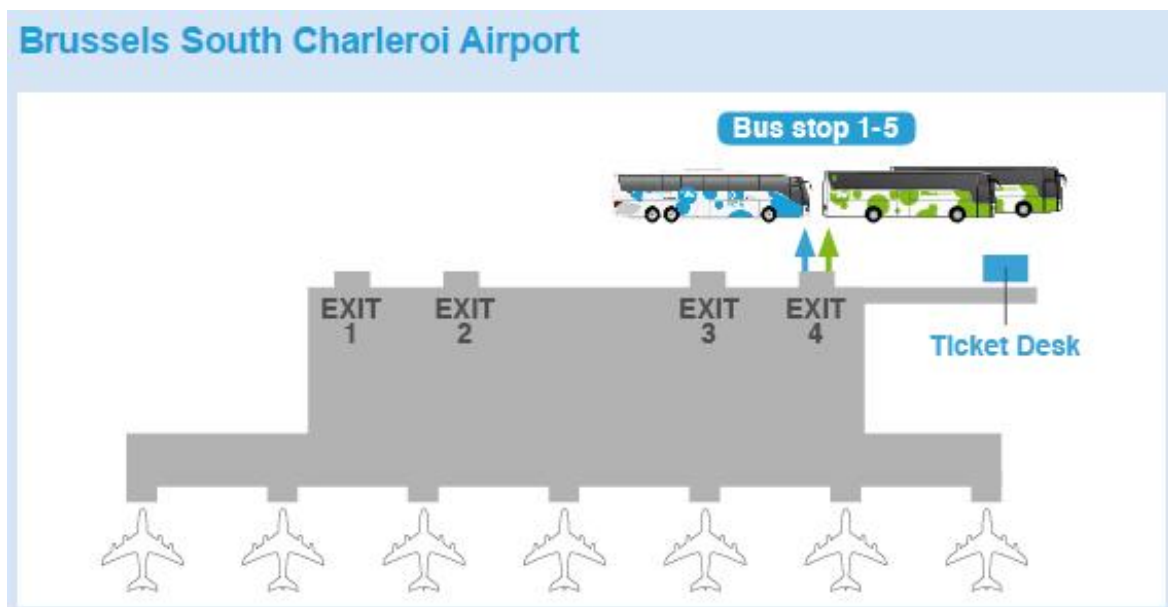
First you need to take the [Brussels City Shuttle](#) to travel from ‘Brussels South Charleroi Airport’ to the railway station ‘Bruxelles-Midi’ (Brussels South).

Every 30 minutes the Brussels City Shuttle leaves the airport to the railway station ‘Bruxelles-Midi’. The bus stop is located outside exit 4.



You can get the tickets for the shuttle:

- Online (€5,- to €14,- per ticket)
- At the ticket desk outside the airport (€17,- per ticket)
- At the self-ticketing machines (€17,- per ticket)



The duration of this journey will be around 1 hour and the bus stops at the railway station 'Bruxelles-Midi' at 'Arrêt rue de France'.

From railway station 'Bruxelles-Midi' you can take the train to Maastricht railway station. You can [plan your travel](#) in advance and buy the tickets online. However, you can also buy the tickets at the railway station. A ticket costs around €8,-.

Always check the updates concerning your travel route.

An example of option 1 : Bruxelles-Midi (Brussels South) → Maastricht

Step 1. Travel information




Select **Youths (15-25)** if you are under the age of 25.

Optional: choose departure or arrival time.

A screenshot of the SNCB Europe website's travel booking interface. The interface is framed in a dark red border. At the top, there are three tabs: 'TRAIN' (selected), 'INTERRAIL', and 'HOTEL'. Below the tabs are two buttons: 'One way' and 'Return'. The origin field contains 'Bruxelles-Midi (Be) (Brussels)' with a close button. The destination field contains 'Maastricht (NI)' with a close button. There are two class selection buttons: '1st class' and '2nd class' (selected). Below these are fields for 'Departure date' (26/01/2017) and 'Departure time'. A 'Passengers:' section shows 'Youths (15-25)' selected, with a quantity of '1' and a minus button. There is an 'Add passengers' button with a plus sign. Below that are two unchecked checkboxes: 'Loyalty cards' and 'Discount cards'. At the bottom, there is a 'Ticket language' dropdown menu set to 'English' and a large blue 'SEARCH' button.



Step 2. Travel possibilities

Click on  to see the time table and travel details.


Choose your outbound journey

Earlier trains ^

Thursday 26 Jan 2017

Departure 06:28 →	Arrival 08:12	Changes: 1 1:44	IC	<input type="radio"/> 2nd class € 7,6	<input type="radio"/> 1st class € 29,5
Departure 07:27 →	Arrival 09:12	Changes: 1 1:45	IC	<input type="radio"/> 2nd class € 7,6	<input type="radio"/> 1st class € 29,5
Departure 07:28 →	Arrival 09:12	Changes: 1 1:44	THALYS  IC	<input type="radio"/> 2nd class € 30,4	<input type="radio"/> 1st class € 43,4
Departure 09:27 →	Arrival 11:12	Changes: 1 1:45	IC	<input type="radio"/> 2nd class € 7,6	<input type="radio"/> 1st class € 29,5
Departure 09:28 →	Arrival 11:12	Changes: 1 1:44	THALYS  IC	<input type="radio"/> 2nd class € 30,4	<input type="radio"/> 1st class € 43,4

Later trains v

Total amount for all travellers 

Please note that taking the ‘Thalys’ train requires seat reservation and is more expensive than a regular intercity (IC)

Step 3. Select your journey

Select the journey you want and click on ‘confirm selection’.

Departure
09:27 →

Arrival
11:12

Changes: 1
1:45

IC

fares
2nd class

1st class
€ 29,5

2nd class
Non Flex
Not exchangeable
Not refundable
€ 7,6

2nd class
High Flex
Exchangeable
Refundable
€ 19,3

Your itinerary and seat info

Brussel-Zuid/Bruxelles-Midi

IC Train without seat reservation

Liège-Guillemins

IC Train without seat reservation

Maastricht

PICK A DIFFERENT JOURNEY

CONFIRM SELECTION →

Step 4. Booking

You can choose to receive your tickets in different ways:

- E-ticket: print e-tickets at home or open your tickets on your smartphone via the SNCB Europe app;
- Collect your tickets at the station using the booking reference you receive after booking. (this option can come with an extra cost of 6€)

In either way, by filling in your first and last name and by clicking on ‘confirm delivery method’ you can complete your personal details and choose your payment method.

Your train journey [Change travel details](#)

Bruxelles-Midi (Be) - Maastricht (NL)

Thursday 26 January 2017 [Change train selection](#)

Departure	Arrival	Changes: 1	2nd Class	1
09:27	→ 11:12	1:45	Non Flex	

HOW WOULD YOU LIKE TO RECEIVE YOUR TICKETS?

E-ticket

Ticket collection at a station

Delivery by mail
(extra charge: € 10,00)

E-TICKET

With an e-ticket, you can immediately board the train without having to pass by the ticket counters first. After you've made your booking, you'll receive a confirmation mail with a link to your e-ticket(s). You can then **choose** how to use your e-ticket(s):

Option 1: print your e-tickets at home
Print each ticket on a sheet of A4 paper before departure. You'll then have your tickets immediately after you've made your booking.

Option 2: open your e-ticket on your smartphone
Add your booking to the **SNCB Europe** app via **My tickets** and use your smartphone to display your ticket!

Travelling party

Traveller 1 - Youth (15-25)

First name (required)

Last name (required)

Your personal details are processed in accordance with the [privacy policy of SNCB Europe](#). [Click here](#) to delete all local storage entries for this website.

Please enter your full name as printed on your identity card or passport.

Option 2: Brussels South Charleroi Airport → Charleroi South (Charleroi-Sud) → Maastricht

Another way to travel from Brussels South Charleroi Airport to Maastricht is via Charleroi South (Charleroi-Sud).

To get from Brussels South Charleroi Airport (also called Gosselies Airport) to Charleroi-Sud you can take bus line A. This bus leaves every half hour and you can buy a ticket at the bus driver, which will cost you around €6,-



From Charleroi-Sud railway station you can take the train to Maastricht railway station. First you will have to take the train to Luik-Guillemins (Liege), from there a train takes you to Maastricht. You can [plan your travel](#) in advance and buy the tickets online. You can also buy the tickets at the railway station. A ticket costs around €8,-.

See option 1 for an example of how to plan your travel. The only difference is your departure station, which will be Charleroi-Sud instead of Bruxelles-Midi.

The trip from Charleroi-Sud to Maastricht railway station will take you around 3 hours.