

# AMC researchers: what can the Library do for YOU ?!

**Maastricht University Library**

Lidwien Hollanders and Maria Vivas Romero

28-10-2020



What are the topics which come to mind when thinking about the Library and its services?













































# I. New Library Access Browser Extension

- provides quick and simple access to digital content purchased by Maastricht University Library
- if the content you'd like to use doesn't seem accessible, it will automatically check for open-access versions of the article and provide a link to the PDF

For more information:

<https://library.maastrichtuniversity.nl/services/library-access-browser-extension/>

# Library Access Browser Extension comparison chart

	Library Access 	Open Access Button 	Unpaywall 	Student Desktop Anywhere  <small>VMware Horizon</small>	VPN 	Kopernio 
On-campus Access experience						
Open Access alternatives						
Licensed Database Alternatives						
eBook Alternatives						
Assist messages						
Privacy Security by UM contract						

Download here: <http://www.leanlibrary.com/download>

## II. Interesting databases and where to find them

- JSTOR
- MLA International Bibliography with full tekst
- Project Muse

1. to acces a database, first make sure you are connected with the UM network see <https://library.maastrichtuniversity.nl/library-login/>
2. Available via <https://library.maastrichtuniversity.nl/collections/databases/arts-culture-social-sciences/>.
3. Also via [Databases](#) (search by name).

### III. How does Inter Library Loan (in Dutch: IBL) work?

- For students: you need a valid UMcard to use the Inter Library Loan service. This service costs €5 per year, starting each September
- For UM staff: If you have activated your UM/MUMMC card for library use, you can use the Inter Library Loan request service right away, using the ILL function in LibSearch.

- If the item is not in our collection, click on the ‘interlibrary loan request’ button
- Fill in the inter library loan form
- Click on ‘submit request’. You are now directed to your personal ILL portal, in which you will find the confirmation of the request, the reference number and an overview of all your previous ILL requests.

See:

<https://library.maastrichtuniversity.nl/services/ill/>

## IV. Broaden the collection

Via the Library committee (Vincent Lagendijk (chair); Ulrike Brunotte; Jens Lachmund) you can make suggestions for:

- Books for the general Library collection
- Databases (electronic journals/electronic books, or both)
- Datasets

You can also use the [order recommendation form](#)

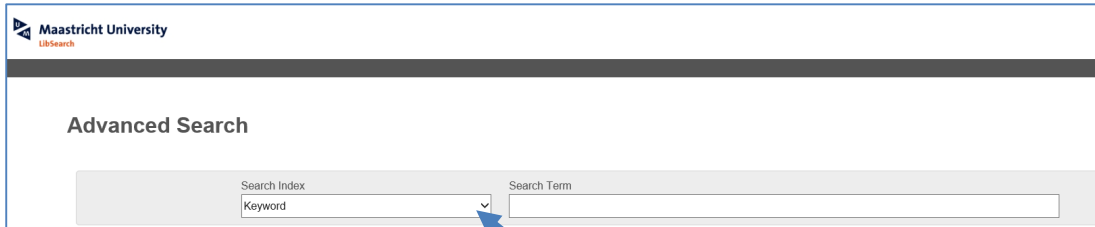


# V. Tips & Tricks


➤ When using Libsearch, press the 'arrow' to go to Advanced Search



➤ Expand the 'search index' and browse to 'title phrase'



## V. Tips & Tricks

- When you've found an interesting book in Libsearch and want to export all relevant information, click on  and choose 'export to RIS' and save the file. If you use EndNote, you can choose 'export to EndNote'
- Libsearch will add date of birth and date of death of the author in 2021

# Research Skills

The screenshot displays the Maastricht University Online Library homepage. At the top, the university logo and navigation menu are visible. The main heading is "Online Library". Below this is a navigation bar with tabs for "LibSearch", "Databases", "Journals", "E-books", "UM publications", and "Site search & Quick links". The "LibSearch" tab is active, showing a search bar with the text "Start your LibSearch..." and a search button. Below the search bar are three support portals: "Library+ Researcher Research Support portal", "Library+ Teacher Education Support portal", and "Library+ Student Student Support portal". At the bottom, there are four blue buttons: "Academic information skills", "Manuals, guides & instructions", "Workshops & Courses", and "Guidance & specialised help". Two black arrows point from the left towards the search bar and the first support portal.

umlib.nl  
umlib.nl/research

# Research Support portal

Maastricht University  
Library

Ask Your Librarian Remote access My LibSearch UM website

Collections Use the library Skills & Support News & Events About

## Library+ Researcher

Support for researchers @ Maastricht University

Research Support Open Access Data Management Research Information Open Science

### Starting your research

Support when writing a new research proposal and/or searching for scholarly information or research data.

- Funding support**  
Contact members of the Contract Research Center for personal advice.
- Finding information**  
How to find articles, books, databases and more in the library. A quick overview to get you started.

### Collecting & Analysing

Support when searching for scientific information or research data; doing research with colleagues and want to share and/or store information in a secure way.

- Collections**  
Library collections
- Data Search Support**  
Data Search Support: database manuals, workshops and support for Maastricht University students and researchers.

### Writing & Publishing

Support to improve your research impact and visibility.

- Bibliometric analysis services**  
Assistance with bibliometric analyses for research assessment topics, e.g. articles, authors, institutions, countries, research positioning, identification of research trends.
- Copyright Information Point**  
The Maastricht University Library compiled the Copyright Information Point to inform and advise UM students, teachers and researchers about copyright issues.

umlib.nl/research

 Maastricht University

University Library

# Mapping Research Data Management: FASoS & UM Level

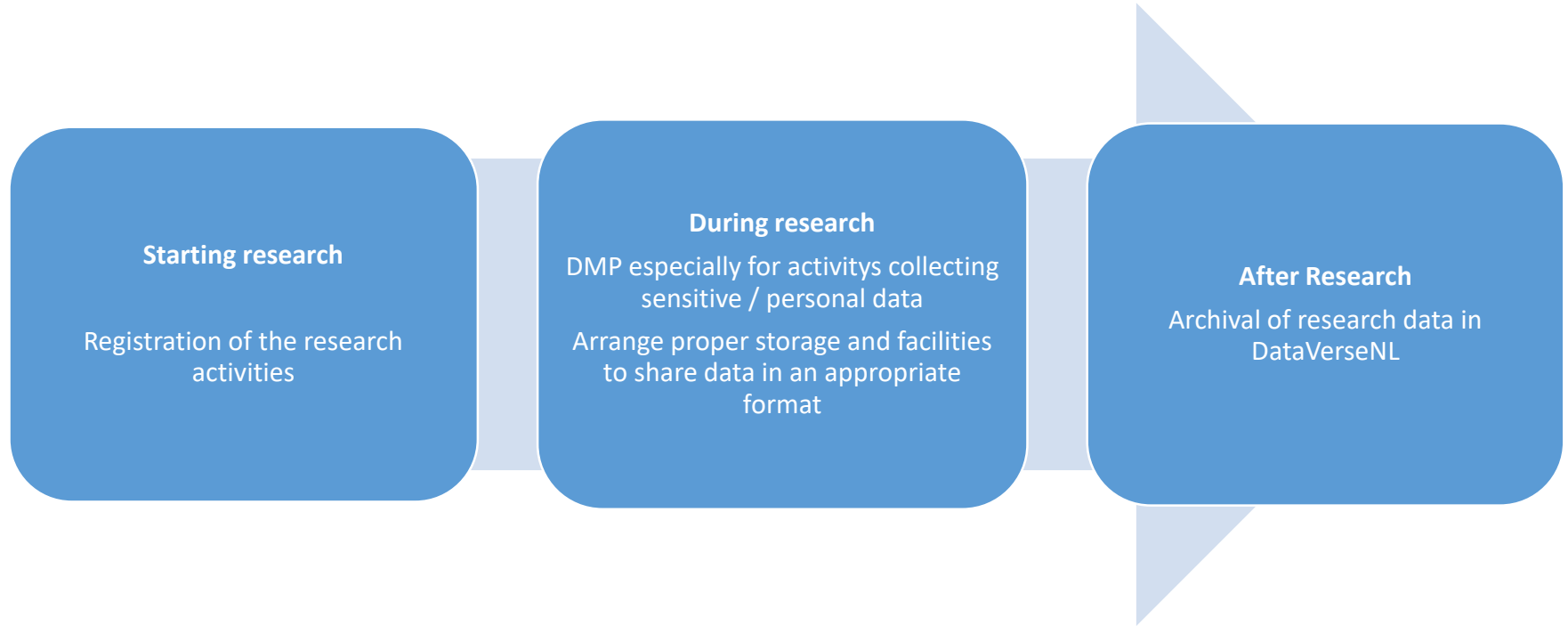
- UM aims to become FAIR (Findable, Accesible, Inter-Operable, Re-usable) by 2023.
- UM Faculties have agreed that they will encourage their researchers for their data to become at least Findable and Accesible. Action plans have been developed at every faculty.

# Research Cycle

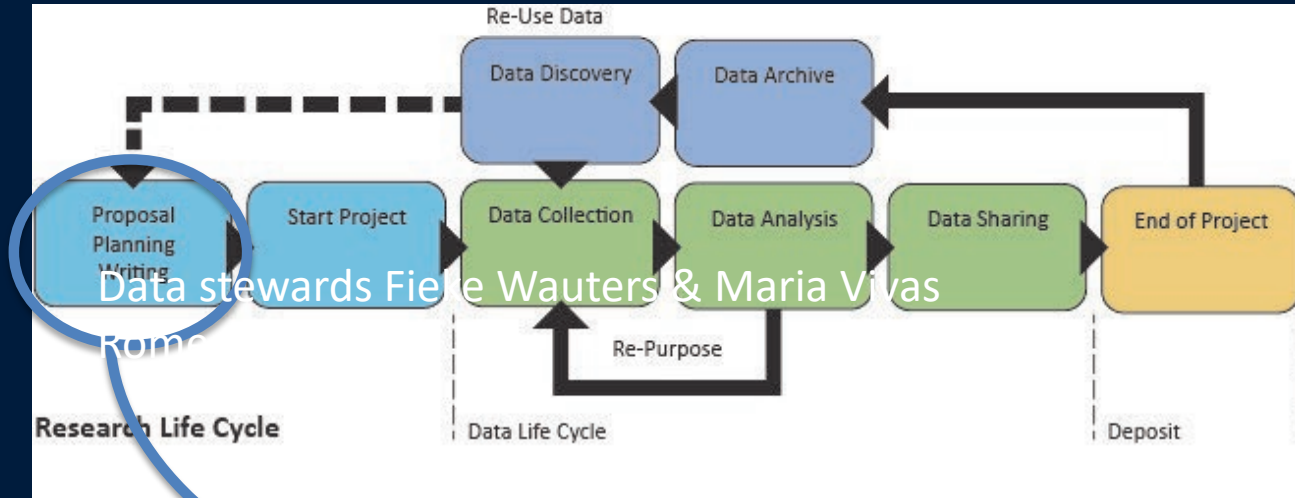


[umlib.nl/research](http://umlib.nl/research)

# Mapping Research Data Management Efforts : FASoS



# Data management plan



[uplib.nl/rdm](http://uplib.nl/rdm)  
[uplib.nl/rdmplan](http://uplib.nl/rdmplan)

- Data management paragraph
- Data management plan
- DMP tool



# Review the Data Management Template following the instructions here

- Review the Data Management Template following the instructions here
- Please go through the DMP template following the instruction here below :
  - First, one needs to be logged in in DMP Maastricht (<https://dmp.datahubmaastricht.nl>).
  - · Click the header 'Create plans' on top of the page.
  - · On the page that appears you can enter the title of the project and the name of the primary research organization (it should say here by default "Maastricht University and/or Maastricht UMC+).
  - · At primary funding organization you should check the box 'No funder associated with this plan or my funder is not listed'.
  - · A question should pop up, asking you which DMP template you would like to use. This is where you select 'UM/MUMC+ Template – Version 1.0'.
  - · Click on 'Create plan' at the bottom of the page and subsequently a data management plan will be created.
- (Alternatively use the site and have students log-in for here)

Notice: You will receive an email with instructions about how to reset your password in a few minutes.

## Welcome

DMPMaastricht helps you to create, review and share data management plans. DMPMaastricht is based on the DMPonline tool, developed by the UK's Digital curation centre (DCC) and the University of California Curation Center (UC3) as a shared resource for the research community. DMPMaastricht is hosted by DataHub Maastricht and provided in collaboration with the University Library, MEMIC Maastricht, and the Clinical Trial Center Maastricht (CTCM).



Some funders mandate the use of DMPMaastricht, while others point to it as a useful option. You can download funder templates without logging in, but the tool provides tailored guidance and example answers from funders and your organisation, provided by DataHub, MEMIC, CTCM.

Why not sign up and try it out?

Sign in Create account

\* Email  
m.vivasromero@maastrichtuniversity.nl

\* Password  
.....

Forgot password?  
 Remember email

Sign in



## Create a new plan

Before you get started, we need some information about your research project to set you up with the best DMP template for your needs.

### \* What research project are you planning?

Demo2  mock project for testing, practice, or educational purposes

### \* Select the primary research organisation

Maastricht University and/or Maastricht UMC+  No research organisation associated with this plan or my research organisation is not listed

### \* Select the primary funding organisation

Begin typing to see a filtered list  No funder associated with this plan or my funder is not listed

### Which DMP template would you like to use?

UM/MUMC+ Template - Version 1.1 We found multiple DMP templates corresponding to your funder.

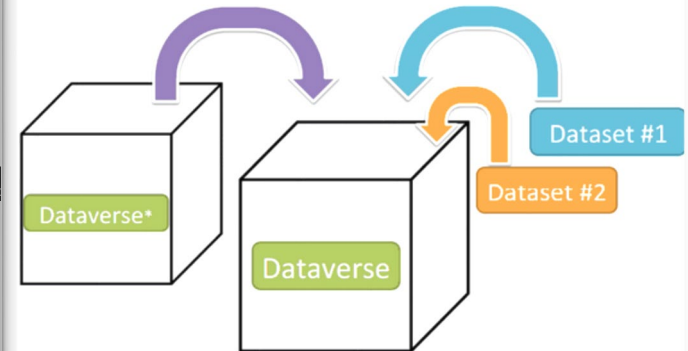
Create plan Cancel



# After Research DataVerseNL

The screenshot shows the DataVerseNL website interface. The browser address bar displays 'dataverse.nl/dataverse/AMC'. The page header includes navigation links: 'Add Data', 'Search', 'About', 'User Guide', 'Support', and a user profile for 'Maria Vivas Romero'. Below the header is a breadcrumb trail: 'DataVerseNL > Maastricht University > Faculty of Arts and Social Sciences > Arts, Media and Culture (AMC)'. A search bar is present with 'Find' and 'Advanced Search' buttons. On the left, a sidebar shows filters for 'Dataverses (0)', 'Datasets (1)', and 'Files (0)', along with 'Publication Status' (Draft (1), Unpublished (1)) and 'Author Name' (Kamphof, Ike (1)). The main content area displays '1 to 1 of 1 Result' for a dataset titled 'Make-believe Matters. The Moral Role Things Play in Dementia Care' by Kamphof, Ike, dated Mar 29, 2018. The dataset is marked as 'Draft' and 'Unpublished'. The description reads: 'Residential dementia care increasingly makes use of objects and artificial environments to support people with dementia, whose cognitive abilities are challenged, in intuitive (sensual and emotional) ways. Many of these objects have aspects of make-believe (e.g. social robots, th...'. The Windows taskbar at the bottom shows the time as 16:39 on 27-10-2021.

Schematic Diagram of a Dataverse in Dataverse 4.0



Container for your **Datasets** and/or **Dataverses\***

\* Dataverses can now contain other Dataverses (this replaces Collections & Subnetworks)

# Resources at the Faculty

- Weekly data-stewardship services for researchers
- Offer RDM trainings
- Data Steward supervises the follow up for the action plan and its progress

# RDM portal

Ask Your Librarian Remote access My LibSearch UM website

Maastricht University  
Online Library

Collections Use the library Skills & Support News & Events About

## RDM Support @UM Research Data Management

Maastricht University is committed to making research data Findable, Accessible, Interoperable and Reusable (FAIR).

### RDM Guide

Information, best practices and tips for managing your research data throughout your research project.

### RDM Support

RDM services, tools and training you can use to find, store, manage, analyse, and share your data.

### RDM Community

The community of data-driven insights. Get in touch with CDDI and data experts of participating faculties and service centres.

### RDM news

Tuesday 29 October 2019 An important step towards Open Science at UM

### RDM events

11-12 February 2020 How to start with Reproducible and...

## CDDI

More about FAIR and CDDI

Maastricht University fosters the creation of FAIR research data. All UM research data service providers are joint together in the Community for Data-Driven Insights (CDDI) and support researchers and research groups with all aspects concerning research data management. This portal provides an overview and easy access to information, support and services provided by the CDDI partners. The RDM Support @UM portal is maintained by the UM Library in close collaboration with the CDDI partners.

### CDDI Participants

#### FASoS

Info & contacts

#### FHML

Info & contacts

#### FPN

Info & contacts

#### FSE

Info & contacts

#### LAW

Info & contacts

#### SBE

Info & contacts

#### Concern Information Office

Services, tools & training

#### DataHub (MUMC+)

Services, tools & training

#### ICT Service Centre

Services, tools & training

umlib.nl/rdm

Maastricht University

University Library

Interesting courses by Library

What journal to publish in?

Increasing and measuring your research impact

Check out the [\*list of workshops for researchers\*](#)

Questions ? Email us:

[lidwien.hollanders@maastrichtuniversity.nl](mailto:lidwien.hollanders@maastrichtuniversity.nl)

[m.vivasromero@maastrichtuniversity.nl](mailto:m.vivasromero@maastrichtuniversity.nl)

